



SB and SBRA Gunmetal Self-acting Temperature Control Valves

Description

The SB and SBRA range of two-port valve are used in conjunction with Spirax Sarco SA control systems to provide a self-acting temperature control unit.

Available types:


SB Normally open, single seat valve

SBRA Normally closed, single seat valve or single seat valve with bleed

Optional extras

Extra bleed hole bypass

Standards

These products fully comply with the requirements of the Pressure Equipment Directive (PED) and carry the  mark when so required.

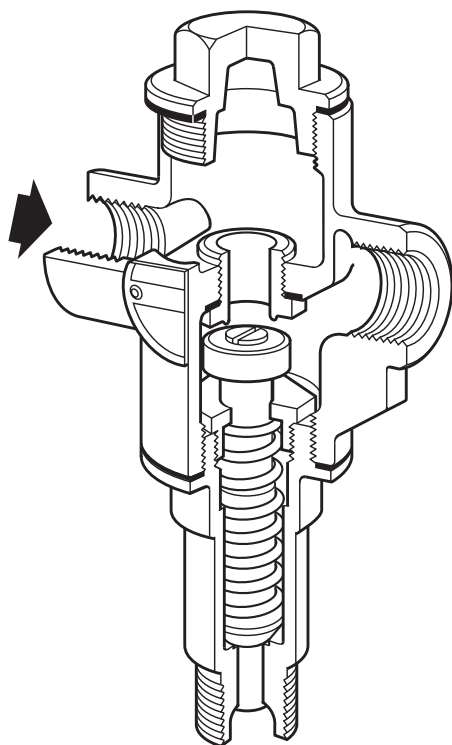
Certification

The product is available with manufacturer's Typical Test Report.

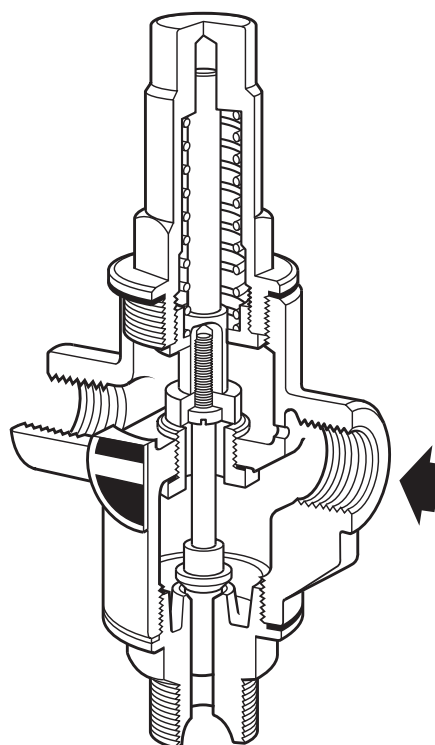
Note: All certification/inspection requirements must be stated at the time of order placement.

Sizes and pipe connections

1/2", 3/4" and 1" screwed BSP (BS 21 parallel) or NPT.

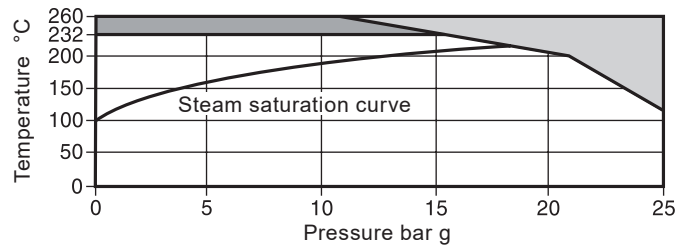


SB



SBRA

Pressure/temperature limits



The product **must not** be used in this region.

When the valve is operating with a self-acting temperature control system in this region, a Spirax Sarco spacer must be used.

Body design conditions	PN25			
Maximum design pressure	25 bar g @ 120 °C			
Maximum design temperature	Fitted to a Spirax Sarco spacer	260 °C		
	Fitted directly to an actuator	232 °C		
Minimum design temperature	-10 °C			
Maximum operating temperature	Fitted to a Spirax Sarco spacer	260 °C		
	Fitted directly to an actuator	232 °C		
Minimum operating temperature	0 °C			
Note: For lower operating temperatures consult Spirax Sarco				
Maximum differential pressure bar	Size	½"	¾"	1"
	SB	17.2	10.3	6.8
	SBRA	12.0	7.0	4.7
Designed for a maximum cold hydraulic test pressure of	38 bar g			

K_v values

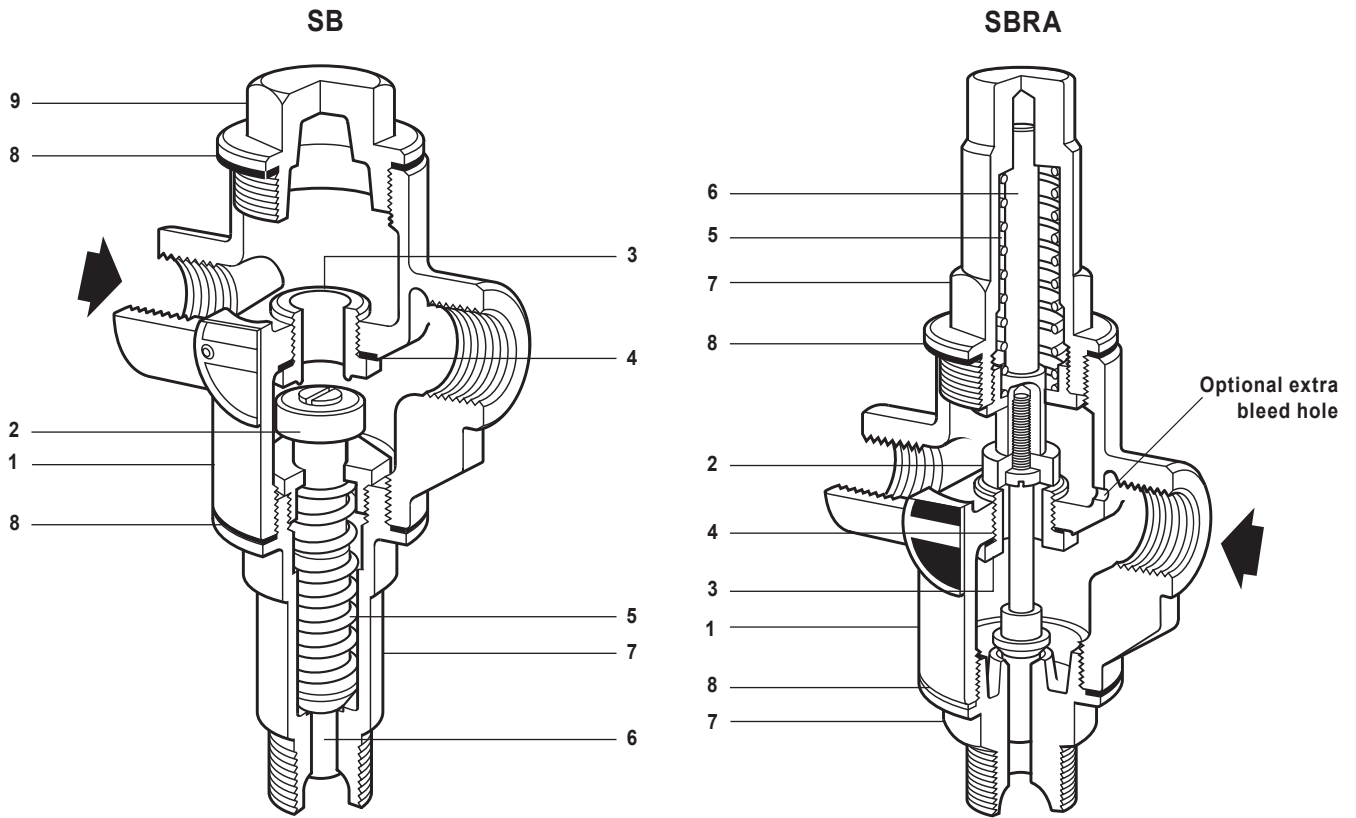
DN15	DN20	DN25	For conversion: C _v (UK) = K _v x 0.963 C _v (US) = K _v x 1.156
2.58	3.86	6.80	

Capacities

For saturated steam sizing capacities, see TI-GCM-08.

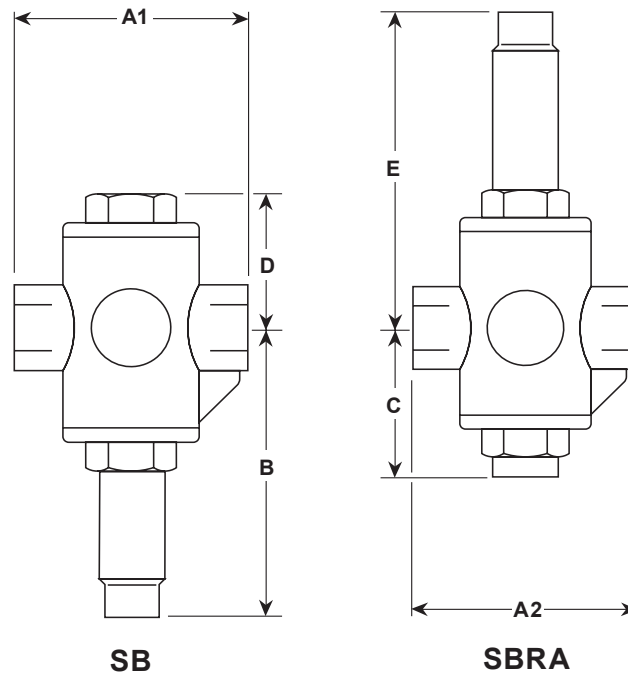
For water sizing capacities, see TI-GCM-09.

Materials



No.	Part	Material	
1	Body	Gunmetal	BS 1400 LG2
2	Valve plug	Stainless steel	BS 970 431 S29
3	Valve seat ring	Stainless steel	BS 970 431 S29
4	Valve seat gasket	Copper	BS 2870 C102
5	Return spring	Stainless steel	BS 2056 302 S26
6	Stem	Brass	BS 2874 CZ 121
7	Bonnet	Brass	BS 2872 CZ 122
8	Bonnet gasket	Reinforced exfoliated graphite	
9	Cap	Brass	BS 2872 CZ 122

Dimensions/weights (approximate) in mm and kg



Size	A1	A2	B	C	D	E	Weight
DN15	79	79	101	66	50	95	1.0
DN20	95	79	101	66	50	95	1.3
DN25	105	79	101	66	50	95	1.5

Safety information, installation and maintenance

For full details see the Installation and Maintenance Instructions supplied with the product.

Installation note:

The valve should be fitted in a horizontal line. The actuator position will depend on the type fitted to the valve.

How to order

Example: 1 off Spirax Sarco 1" SB self-acting temperature control valve with bronze body having screwed BSP connections.

Spare parts

The spare parts available are shown in heavy outline. Parts drawn in a grey line are not supplied as spares.

Available spares

Valve seat and stem assembly	SB	A, D, E, L
	SBRA	A1, D1, E, T1, R, S
Set of all gaskets	SB	E, L
	SBRA	L1, L2, E

How to order spares

Always order spares by using the description given in the column headed 'Available spares' and state the size and type of valve.

Example: 1 - Valve seat and stem assembly for a 3/4" SBRA self-acting temperature control valve.

