

spirax sarco®

Type PF61G-NO (Normally Open) Piston Actuated On/Off Valves

Description

A 2-port normally open pneumatically actuated on/off stainless steel valve for use on steam, water, air, oil and gases.

The valve is designed for flow under the seat (port 2 to 1) suitable for anti-waterhammer liquid applications.

A pneumatic signal acts above the actuator piston to close the valve. A spring acts below the piston to open the valve. The valve plug has a PTFE soft seal to provide tight shut-off. A valve position indicator is included on standard and flow regulator models.

Available types

PF61G-1NO normally open with 45 mm diameter actuator

PF61G-2NO normally open with 63 mm diameter actuator

PF61G-3NO normally open with 90 mm diameter actuator

Sizes and pipe connections

PF61G-1NO 1/2" and 3/4"

PF61G-2NO 1/2", 3/4", 1", 1-1/4", 1-1/2" and 2"

PF61G-3NO 1", 1-1/4", 1-1/2" and 2"

Options

Travel switch

Relays an electrical signal to indicate open or closed position of the valve. Maximum rating: Voltage (V) = 500 V, Current (I) = 0.5 A, Power (P) = 30 VA. Available on 63 mm and 90 mm actuators with nomenclature suffix 'I'. i.e. PF61G-2NO-I-1" NPT

Stroke regulator

Limits valve lift to regulate maximum flow. Available on 63 mm and 90 mm actuators with nomenclature suffix 'R'. i.e. PF61G-2NO-R-1" NPT

Pilot Solenoid Valves

For direct mounting, use type "DM" Pilot Solenoid Valves. (see TI-P373-04US for details)

For remote mounting for a series of PAV's, use type "DMD" banked Pilot Solenoid Valves. (see TIS 8.500 US for details)

For remote mounting for individual PAV's, at a panel or separate location, consult SSI for options.

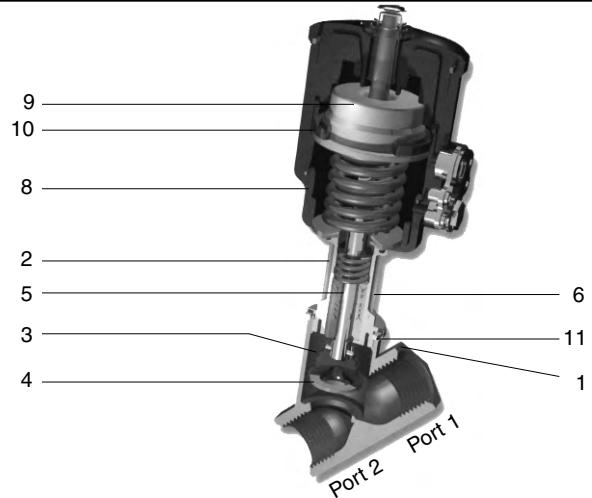
All Pilot Solenoid Valves are available in 240, 120, 24 VAC and 24 VDC voltages. (see applicable TI sheets)

Technical details

Leakage	PTFE soft seal	ANSI class VI
Flow characteristic	Fast opening	on /off
Flow direction	Flow over seat	port 2 to 1
Pilot media	Air, water or inert gas	(140°F max.)
Actuator housing rotation	360°	
	Pilot connection	Max. pilot pressure
Actuator size	45 mm (1-3/4") dia. 1/8" BSP	150 psig
	63 mm (2-1/2") dia. 1/4" BSP	150 psig
	90 mm (3-9/16") dia. 1/4" BSP	120 psig

Limiting conditions

Maximum design temperature	356°F
Minimum design temperature	14°F
Maximum saturated steam pressure	130 psig
Maximum differential pressure	See table overleaf



Materials

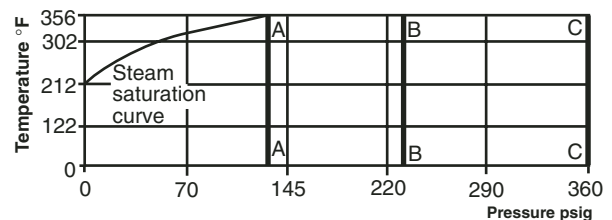
No.	Part	Material
1	Body	Stainless steel AISI 316L
2	Bonnet	Stainless steel AISI 316L
3	Plug	Stainless steel AISI 316L
4	Plug seal	PTFE
5	Valve stem	Stainless steel AISI 316
6	Stem seals	PTFE chevrons
*7	Stem 'O' ring	Viton
8	Actuator housing	Glass filled polyamide
9	Piston	Glass filled polyamide
10	Piston lip seal	Viton
11	Gasket	PTFE
12	'O' ring	Viton

* not shown

C_{Vs} values

Size	1/2"	3/4"	1"	1-1/4"	1-1/2"	2"
C _V	4.9	9.1	21.7	31.5	49.0	60.1

Operating range



A-A	Maximum operating pressure on saturated steam	130 psig
B-B	Maximum operating pressure on gas & liquids sizes 1-1/4" to 2"	230 psig
C-C	Maximum operating pressure on gas & liquids sizes 1/2" to 1"	360 psig

Local regulation may restrict the use of this product below the conditions quoted. Limiting conditions refer to standard connections only.

In the interests of development and improvement of the product, we reserve the right to change the specification.

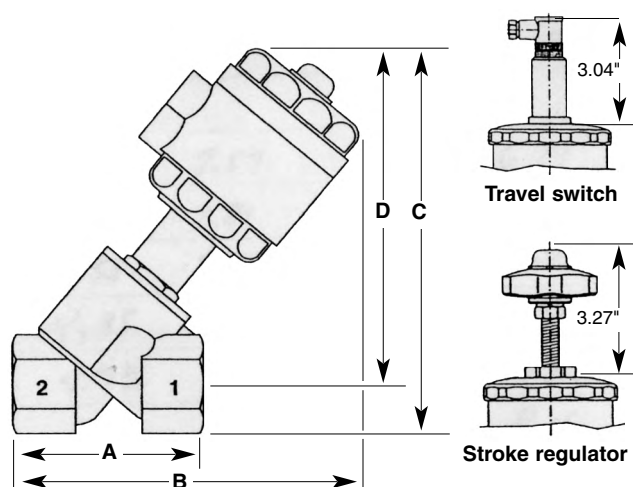
TI-P373-03-US 08.03

Type PF61G-NO (Normally Open) Piston Actuated On/Off Valves

Dimensions / weight (approximate) in inches and lbs.

Port size (NPT)	Actuator Diameter inches	A inches	B inches	C inches	D inches	St. Steel Weight pounds
1/2"	1-3/4" (45mm)	2.56	5.67	5.36	4.85	2.9
3/4"	1-3/4" (45mm)	2.96	6.11	5.63	5.13	3.1
1/2"	2-1/2" (63mm)	2.56	7.57	7.25	6.74	3.1*
3/4"	2-1/2" (63mm)	2.96	7.81	7.57	6.94	3.3*
1"	2-1/2" (63mm)	3.55	8.36	8.08	7.29	4.2*
1-1/4"	2-1/2" (63mm)	4.35	8.87	8.55	7.61	5.1*
1-1/2"	2-1/2" (63mm)	4.73	9.06	8.87	7.81	6.6*
2"	2-1/2" (63mm)	5.91	9.78	9.50	8.16	8.2*
1"	3-9/16" (90mm)	3.55	8.76	8.44	7.67	5.5*
1-1/4"	3-9/16" (90mm)	4.34	9.27	8.94	7.96	6.4*
1-1/2"	3-9/16" (90mm)	4.73	9.42	9.26	8.16	8.0*
2"	3-9/16" (90mm)	5.91	10.13	9.85	8.51	9.5*

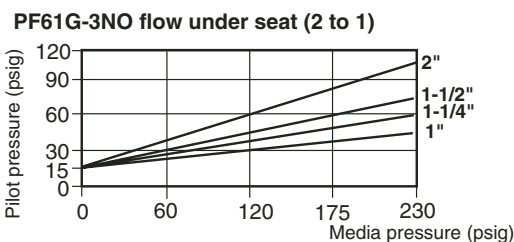
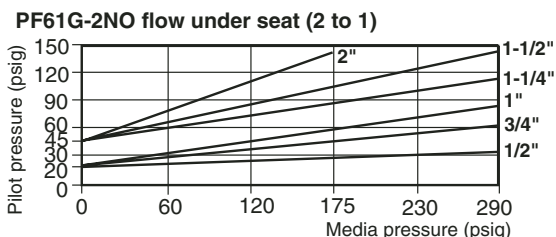
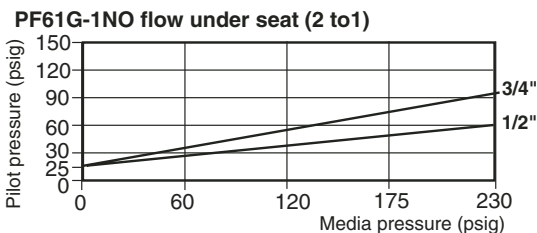
* Plus 0.5 lbs. for travel switch or stroke regulator option



Differential pressures for PF61G-NO (Normally open) piston actuated valves

Model	Port size (NPT)	Actuator diameter (mm)	Flow direction (2 to 1)	Max diff. pres.(psig) gas & liquid	Max diff. pres.(psig) steam	Pilot pressure min (psig)	Pilot pressure max. (psig)
PF61G-1NO	1/2"	45	underseat	230	130	26	150
PF61G-1NO	3/4"	45	underseat	230	130	26	150
PF61G-2NO	1/2"	63	underseat	230	130	22	150
PF61G-2NO	3/4"	63	underseat	230	130	22	150
PF61G-2NO	1"	63	underseat	230	130	22	150
PF61G-2NO	1-1/4"	63	underseat	230	130	22	150
PF51G-2NO	1-1/2"	63	underseat	230	130	22	150
PF61G-2NO	2"	63	underseat	175	130	22	116
PF61G-2NO	1	90	underseat	230	130	15	115
PF61G-3NO	1-1/4"	90	underseat	230	130	15	115
PF61G-3NO	1-1/2"	90	underseat	230	130	15	115
PF61G-3NO	2"	90	underseat	230	130	15	115

Pilot / media pressure relationship



Installation

The valve can be installed in any position with the direction of flow as indicated on the inlet/outlet ports by the connection numbers 1 to 2.

To simplify mounting of the pilot pressure lines or solenoid valves, the actuator can be rotated through 360°.

The pipework should be supported to prevent the valve body being stressed.

Installation and Maintenance Instructions are provided with the valve.

How to order

Standard Valve	1 - PF61G-2NO-1" NPT
Valve with travel switch	1 - PF61G-2NO-I-1" NPT
Valve with stroke regulator	1 - PF61G-2NO-R-1" NPT

Spare parts

A seal kit is available for all valve and actuator sizes comprising: piston lip seal, actuator stem 'O' ring, plug soft seal (PTFE), body seal and 'O' ring.

How to order spare seal kits

Always order spares by specifying the valve size, type and date code (given on actuator label i.e. 401=week 40, year 2001).

Example: 1-seal kit for PF61G-2NO -1" NPT date code 401