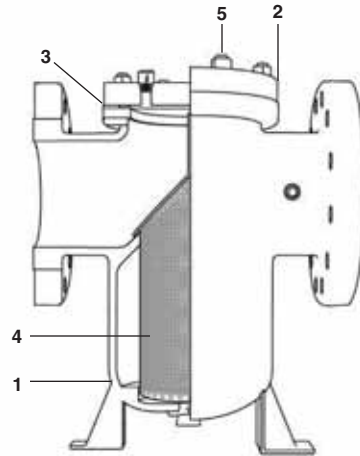


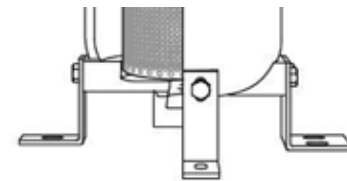
spirax/sarco®

Carbon Steel Basket Strainers 734

Type	734-150	734-300
Sizes	1-1/2" to 14"	
Connections	ANSI 150	ANSI 300
Construction	Carbon Steel	
Max Saturated Steam Pressure	203 psig	604 psig
Standard Screen		
Steam	1-1/2" to 8": .045 perf 10" to 14": .125 perf	
Liquid	1-1/2" to 4": .063 perf 6" and up: .125 perf	

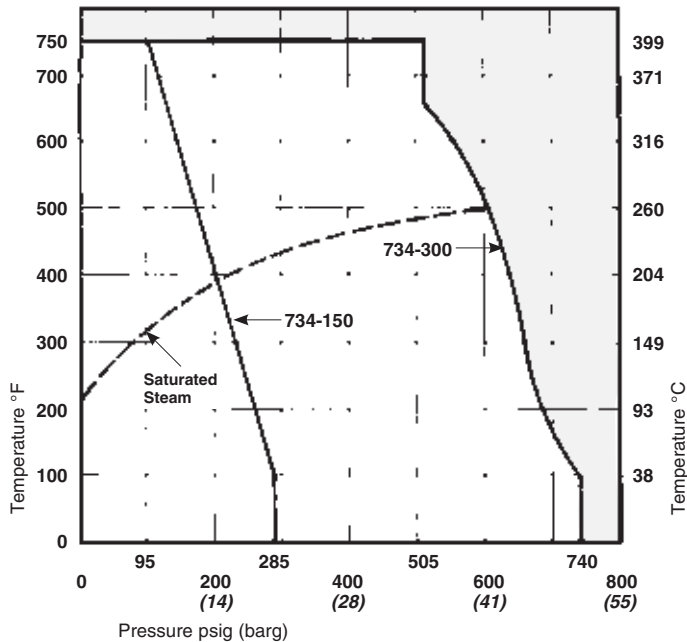


Type 734-150



Supporting Brackets for Type 734-300

Limiting Operating Conditions (non-shock)



Pressure Shell Design Conditions

ANSI CLASS 150	734-150
WOG (water, oil, gas):	285 psig @ 100°F
Saturated Steam:	150 psig @ 366°F
Maximum Liquid:	80 psig @ 800°F

ANSI CLASS 300	734-300
WOG (water, oil, gas):	740 psig @ 100°F
Saturated Steam:	300 psig @ 420°F
Maximum Liquid:	400 psig @ 800°F

Referenced Standards and Codes

Code	Description
ASME/ANSI B16-5	Pipe Flanges, Flanged Fittings and Body

Note: Strainers are not ANSI stamped as standard

Construction Materials

No.	Part	Material	
1	Body	Carbon Steel	ASTM A216 Gr. WCB
2	Cover	Carbon Steel	ASTM A216 Gr. WCB
3	Cover Gasket	Spiral Wound, Stainless Steel, Non Asbestos	
4	Strainer Screen	Stainless Steel	Type 304
5	Cover Studs	Alloy Steel	A193 Gr. B7
	Nut	Carbon Steel	A194 Gr. 2H

C_v Values

Size	C _v
1-1/2"	43
2"	43
2-1/2"	86
3"	135
4"	290
6"	780
8"	1600
10"	3250
12"	5000
14"	N/A

For water:

$$\text{Pressure Drop} = \frac{(\text{GPM})^2}{(\text{Cv})^2}$$
 Consult factory for other liquids.
 See TI-7-429-US for pressure drops on steam, air and other gases.

Local regulation may restrict the use of this product below the conditions quoted. Limiting conditions refer to standard connections only.

In the interests of development and improvement of the product, we reserve the right to change the specification.

TI-7-436-US 03.10

Cast Steel Basket Strainers

734

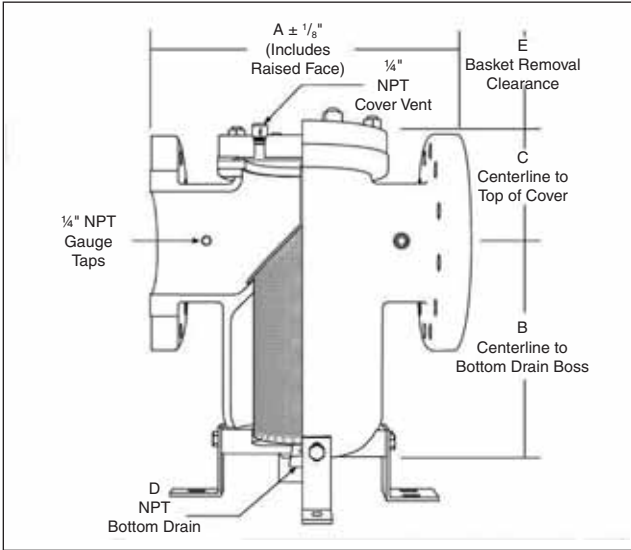
Installation

The strainer should be installed with the flow direction as indicated on the body, in a horizontal pipeline. The strainer must be accessible for periodic removal and cleaning of the screen.

Spare Parts

- Screen _____
- Gasket _____

Note: Please provide date code when placing order for spare parts. Contact Technical Support for assistance if needed.



Dimensions (nominal) in inches and millimeters															
Size	ANSI 150		ANSI 300		ANSI 150		ANSI 300		NPT	ANSI 150		ANSI 300		WEIGHT	
	A (Face-to-Face)	B (Center-line to Bottom)	C (Center-line to Top)	D	E (Screen Removal)	ANSI 150	ANSI 300								
1-1/2"	6.50	7.00	4.13	4.13	4.02	4.02	1/2"	n/a	n/a	23.0	23.3				
	165	178	105	105	102	102		n/a	n/a	10.4	11.6				
2"	8.50	8.50	5.88	6.13	5.00	4.91	1/2"	8.00	9.00	24.0	40.0				
	216	216	150	156	127	125		204	229	10.9	18.1				
2-1/2"	8.00	8.69	5.44	6.25	4.75	5.45	3/4"	7.50	10.00	33.0	63.0				
	204	221	139	159	121	139		191	254	15	28.5				
3"	8.75	9.56	5.25	8.00	5.50	6.08	3/4"	8.50	10.00	38.0	63.0				
	223	243	134	204	140	155		216	254	17.2	28.5				
4"	11.19	11.88	7.88	8.53	6.13	5.31	1"	11.00	10.00	64.0	108.0				
	285	302	201	217	156	135		280	254	29	48.9				
6"	13.88	14.75	13.13	12.75	6.75	6.38	1-1/4"	14.50	20.00	128.0	200.0				
	353	375	334	324	172	162		369	508	58	90.6				
8"	17.38	18.13	16.38	15.63	8.88	8.08	1-1/2"	19.25	20.00	227.0	342.0				
	442	461	416	397	226	206		489	508	102.9	155				
10"	22.00	22.88	19.38	16.52	10.75	9.70	1-1/2"	22.75	26.00	362.0	542.0				
	559	582	493	420	274	247		578	661	164	245.6				
12"	26.25	25.38	23.75	24.52	13.75	11.70	2"	27.00	35.00	487.0	n/a				
	667	645	604	623	350	298		686	889	220.7	n/a				
14"	37.00	38.00	33.00	33.00	16.50	16.50	2"	45.00	45.00	951.0	1397.0				
	989	965	838	838	419	419		1143	1143	431	633				

© Spirax Sarco, Inc. 2010

Strainers

TI-7-436-US 03.10