

# spirax sarco®

## Iron Liquid Drain Traps FAB Super Capacity Series

The float-operated liquid drain trap discharges continuously in direct response to variations in liquid flow rate, assuring thorough drainage of the system.

Model ↔	FAB-10	FAB-150	FAB-75	FAB-175
<b>Sizes</b>	2"	1-1/2"	2-1/2"	2"
<b>Connections</b>	NPT			
<b>Construction</b>	Cast Iron Body			
	Stainless Steel Internals	Stainless Steel valve head & seat Brass valve housing		
<b>Options</b>	Gauge glass			

**Note:** FAB-75, FAB-150 and FAB-175 valves are double-seated and may not shut tight under no-load conditions. Normally, the liquid load will always be greater than the small residual leakage.

### Construction Materials

No.	Part	Material	
1	Body	Cast Iron	ASTM A126 CL B
2	Cover Screws	Carbon Steel	ASTM A449
3	Cover Gasket	Graphite	
4	Cover	Cast Iron	ASTM A126 CL B
5	Valve Seat	Stainless Steel	Type 303
6	Valve Seat Gasket	(FAB-10) Stainless Steel	Type 302
	Valve Assembly Gasket	Graphite	
7	Main Valve Assembly Screws	Copper Alloy Everdur 1015	
8	Float	Stainless Steel	Type 304
9	Plug	Brass	ASTM B16
10	Plug Gasket	Stainless Steel	ASTM A240
15	Main Valve Assy. Housing	Stainless Steel	ASTM A743 CF8M
16	Pivot Pin	Stainless Steel	Type 303
17	Valve Head	Stainless Steel (FAB-10, 150, 175)	Type 303
			ASTM A351GR. CF8M
18	Float Arm	Stainless Steel	Type 301
19	Seat Bracket	Stainless Steel (FAB-10)	Type 304
	Head Bracket, Stop, Link	Stainless Steel (FAB-10)	Type 301

### Typical Applications

Receiver and air line drainage, draining a liquid from its vapor phase.

### Limiting Operating Conditions

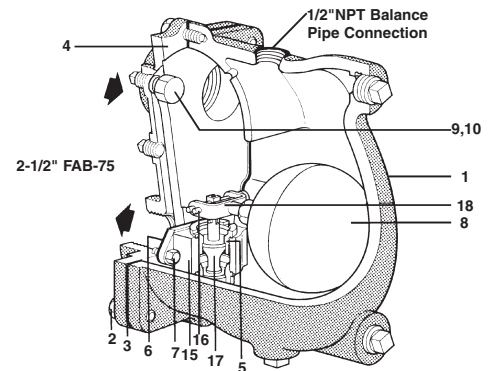
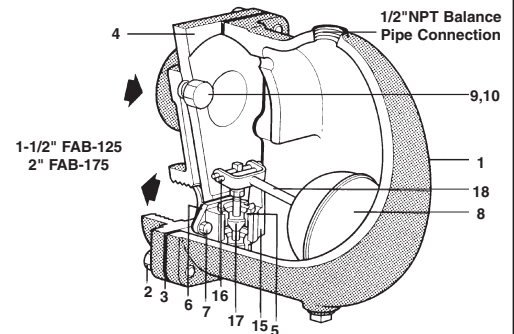
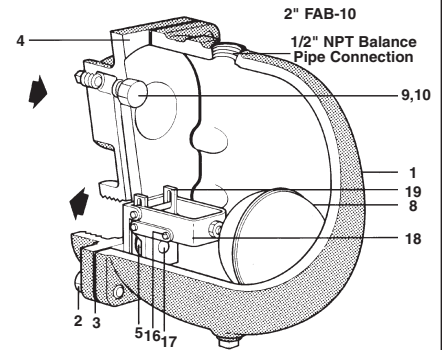
**Max. Operating Pressure (PMO)** Up to 175 psig. The PMO depends on the model selected and the specific gravity of the liquid being drained. See TI-7-318-US.

**Max. Operating Temperature** 450°F (232°C)

### Pressure Shell Design Conditions

**PMA** **FAB-75, 150, 175** 175 psig/0-450°F 12 barg/0-232°C  
 Max. allowable pressure **FAB-10** 125 psig/0-450°F 9 barg/0-232°C

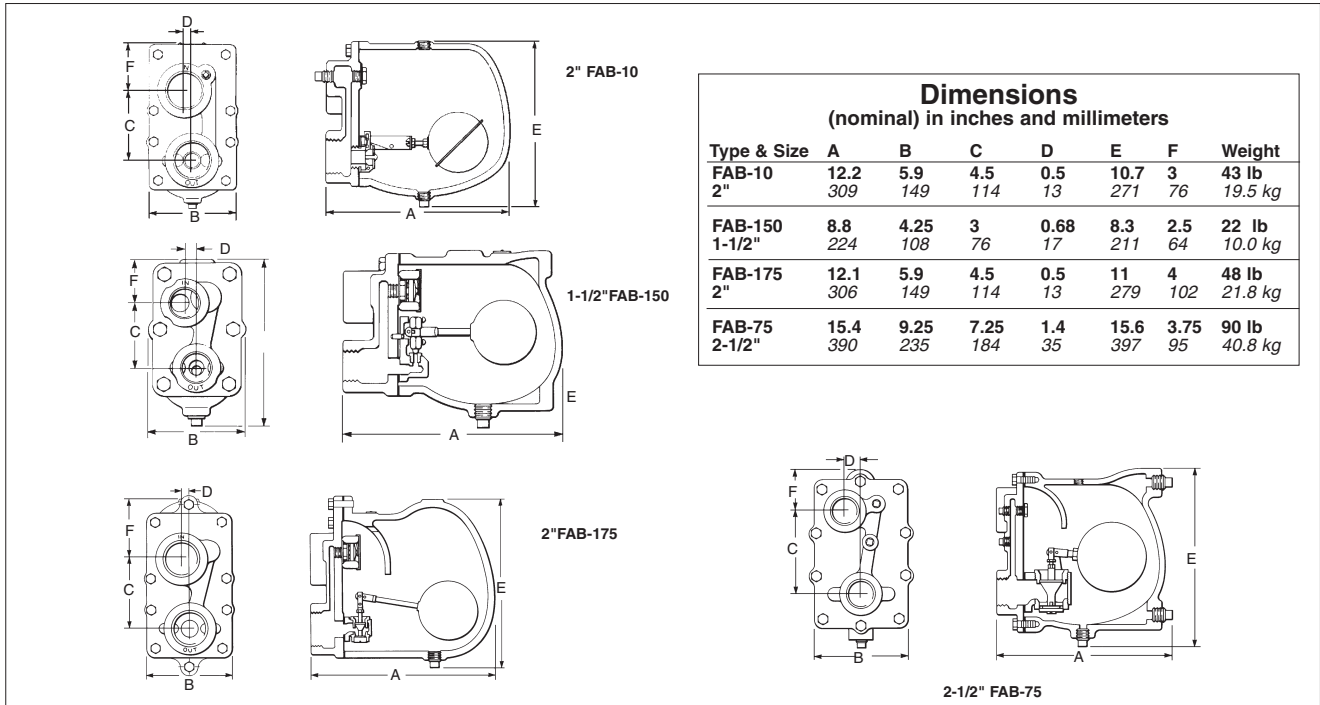
**TMA** **FAB-75, 150, 175** 450° F/0-175 psig 232°C/0-12 barg  
 Max. allowable temp. **FAB-10** 450° F/0-125 psig 232°C/0-9 barg



Local regulation may restrict the use of this product below the conditions quoted. Limiting conditions refer to standard connections only. In the interests of development and improvement of the product, we reserve the right to change the specification.

TI-7-312-US 08.06

# Iron Liquid Drain Traps FAB Super Capacity Series



### Capacity

The discharge capacity depends on the differential pressure (inlet pressure minus outlet pressure) and the specific gravity of the liquid being drained. See TIS 7.318.

### Sample Specification

The liquid drain trap shall be of the float type with screwed NPT connections. Float and valve heads and seats shall be stainless steel. An NPT tapping shall be provided for a balance pipe. All internals shall be renewable and field serviceable.

### Installation

The trap must be fitted in a horizontal pipe line with direction of flow as indicated and so that the float mechanism is free to rise and fall in a vertical plane.

The high point of the body is provided with an NPT tapping for a balance pipe, which is essential for satisfactory operation of this unit. The balance pipe must be connected with a continuous rise between the tapping provided on the body of the trap and the vessel being drained. The trap discharge should be piped to a safe place.

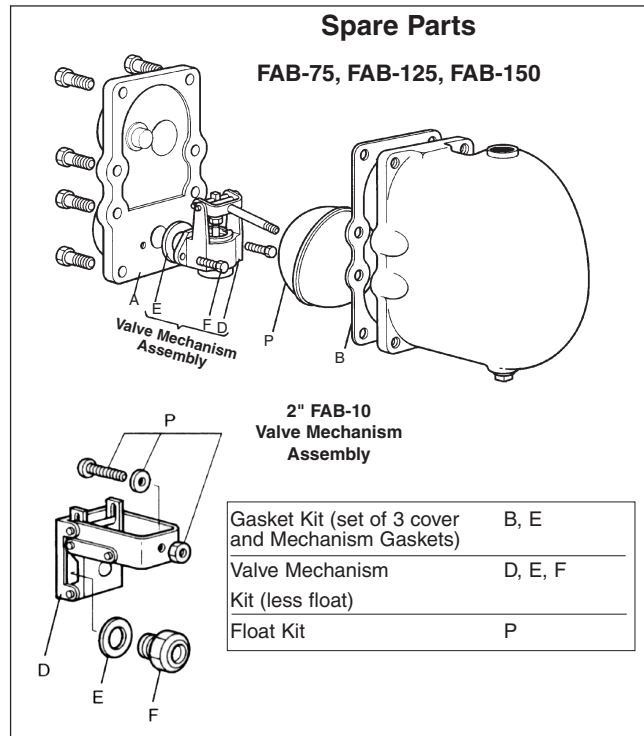
### Maintenance

This product can be maintained without disturbing the piping connections. Complete isolation of the trap from both supply and return line is required before any servicing is performed.

The trap should be disassembled periodically for inspection and cleaning of the valve head and seat.

Worn or damaged parts should be replaced using a complete repair kit. **Complete installation and maintenance instructions are given in IM-7-306-US which accompanies the product.**

Liquid drain traps can be used to drain most liquids from most gases. However, some applications, particularly those involving hazardous or unusual fluids, may be subject to regulation or may otherwise require special consideration. Spirax Sarco will endeavor to provide whatever data is necessary to assist in product selection.



TI-7-312-US 08.06