

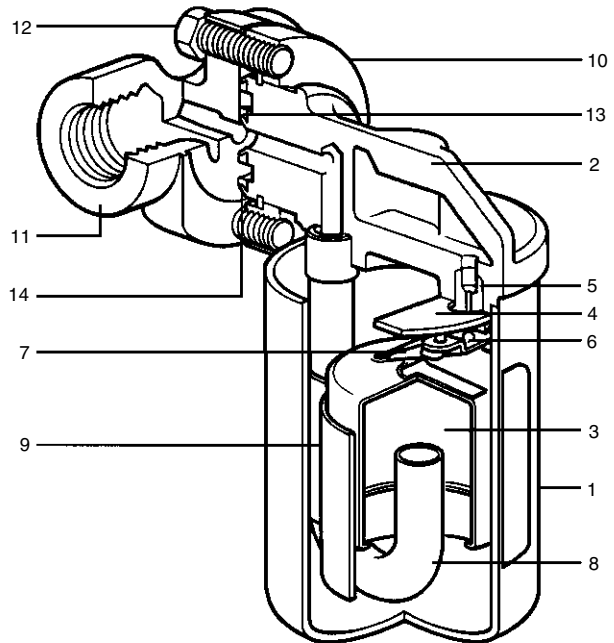
spirax sarco®

UIB30 and UIB30H Sealed Inverted Bucket Steam Trap and Swivel Connector

The trap contains an inverted bucket mechanism which responds to the difference in density between steam and condensate. The discharge action is cyclic. Condensate and non-condensibles are discharged close to steam temperature. The UIB is designed to maintain the bucket in the proper plane by means of a swivel connector. The trap is easily replaced without disturbing the piping connections.

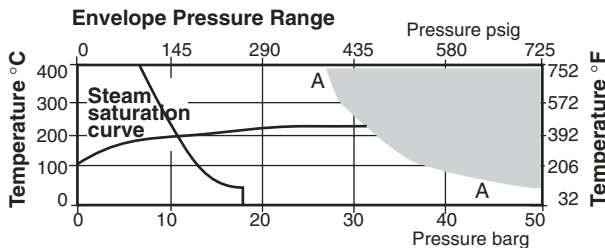
Model ⇄	UIB30
PMO	435 psig
Sizes	1/2", 3/4" & 1"
Connections	NPT
Construction	Stainless Steel
Options	SW connections to ANSI B16.11

(Connector of choice sold separately)



Limiting Operating Conditions

Max. Operating Pressure (PMO)	UIB30/8	58 psig (4 barg)
	UIB30H/10	72 psig (5 barg)
	UIB30/7	123 psig (8.5 barg)
	UIB30H/8	123 psig (8.5 barg)
	UIB30/6	174 psig (12 barg)
	UIB30H/6	290 psig (20 barg)
	UIB30/5	435 psig (30 barg)
	UIB30H/5	435 psig (30 barg)

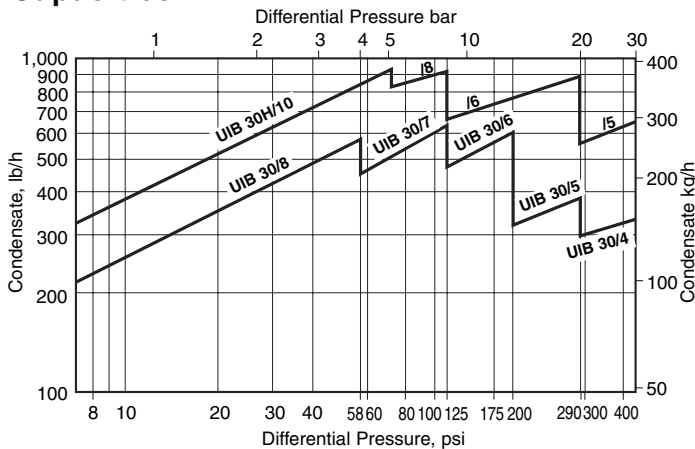


The product must not be used in this region.
 *PMO Maximum operating pressure recommended.
 A - A Flanged ANSI 300, screwed and socket weld
 C - C Flanged ANSI 150

Typical Applications

Steam tracing, steam main drip stations, laundry equipment, industrial dryers, and storage tanks.

Capacities



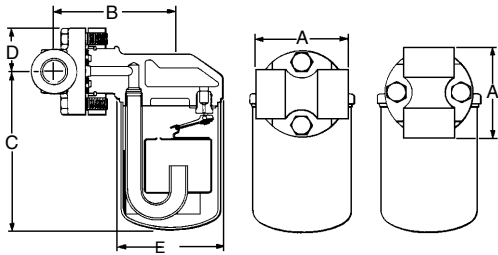
Construction Materials

No.	Part	Material
1	Cover	Stainless Steel
2	Body	Stainless Steel
3	Bucket	Stainless Steel
4	Valve Guide Plate	Stainless Steel
5	Valve Seat	Stainless Steel
6	Valve	Stainless Steel
7	Valve Lever	Stainless Steel
8	Internal Tube	Stainless Steel
9	Guide	Stainless Steel
10	Flange	Alloy Steel
11	Pipeline Connector	Stainless Steel
12	Connector Screw	Steel
13	Inlet Gasket	Stainless Steel & Filler (Asbestos Free)
14	Outer Gasket	Stainless Steel & Filler (Asbestos Free)

Note: The body/cover weld joint is to BS4870 (1981) and complies with ASME section IX.

Local regulation may restrict the use of this product below the conditions quoted. Limiting conditions refer to standard connections only.
 In the interests of development and improvement of the product, we reserve the right to change the specification.

UIB30 and UIB30H Sealed Inverted Bucket Steam Trap and Swivel Connector



Dimensions (nominal) in inches and millimeters

Size	A	B	C (UIB30)	C (UB30H)	D	E (UIB30)	E (UIB30H)	Weight
1/2"	2.4 61	3.4 86	4.9 125	6.3 160	1.3 34	3.1 80	5.24 2.44	4.8 lb 2.19kg
3/4"	2.9 74	3.3 84	4.9 125	6.3 160	1.3 34	3.1 80	5.5 2.47	5.5 lb 2.22kg
1"	3.5 90	3.4 87	4.9 125	6.3 160	1.3 34	3.1 80	5.7 2.60	5.2 lb 2.38 kg

Sample Specification

Steam trap shall be supplied with a pipeline connector which, once installed, remains in the pipeline permanently. Trap shall be attached to the connector by two bolts to enable simple and rapid installation and replacement. The connection is designed to allow installation on pipework that is vertical, horizontal, or any angle in between. The trap itself shall be inverted bucket type of all-stainless steel construction which resists distortion due to freeze-up and waterhammer. Trap to have a forged body and drawn cover fully weld-sealed against leakage. Operation shall be self-priming, with orifice size selected for the capacity required by the application, and suitable for working pressures to 435 psig.

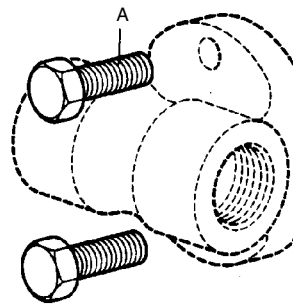
Installation

The connector can be installed in horizontal or vertical lines. The connector face must be in a vertical plane. The trap should be fitted to the connector with the body pointing downward. Full-port isolating valves should be installed upstream and downstream of the connector.

Maintenance

The trap can be removed for repair or replacement without disturbing the connector piping connections. Complete isolation of the connector from both the supply and return lines is required before the trap is removed. **Complete installation and maintenance instructions are given in the IMI sheet, which accompanies the product.**

Spare Parts



Connector Screw & Gasket Set	A, B, C
Strainer Screen	G
Blowdown Valve	H

Available spare parts are shown in heavy outline. Parts drawn in broken line are not supplied as spares.

