

spirax sarco

Forged Steel Inverted Bucket Steam Trap Series 900

The trap contains an inverted bucket mechanism which responds to the difference in density between steam and condensate. The discharge action is cyclic. Condensate and non-condensibles are discharged close to steam temperature.

Model	921	922	923	925	926
PMO	900 psig (see below)				
Sizes	1/2"	3/4"	1"	1-1/2"	2"
Connections	ANSI 600 Flanged*				
Construction	Forged Alloy Steel Body, Stainless Steel Internals				

Limiting Operating Conditions

Max. Operating Pressure (PMO)

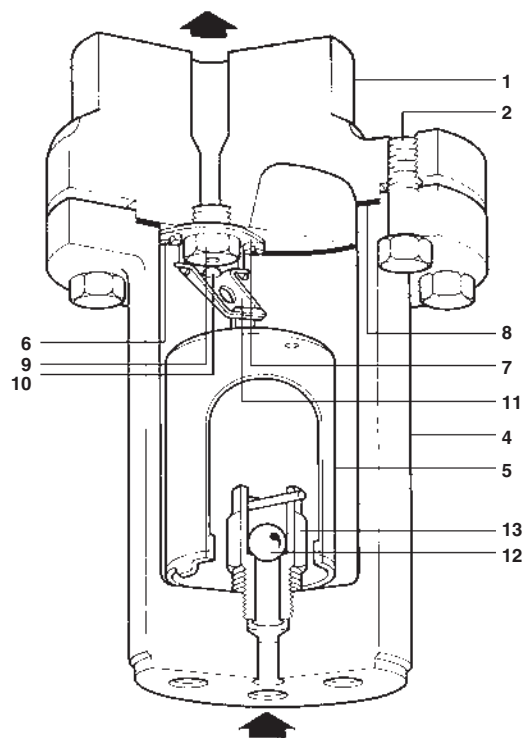
	Model #	psig	barg
1/2"	921/8	900	62
3/4"	922/8	900	62
1"	923/10	900	62
	923/12	700	48
1-1/2"	925/10	900	62
	925/12	700	48
2"	926/16	900	62
	926/18	700	48

Pressure Shell Design Conditions

PMA Max. allowable pressure 900 psig/up to 500°F
62 barg/up to 260°C

TMA Max. allowable temperature 752°F/0-710 psig
400°C/0-49 barg

Designed for a maximum cold hydraulic pressure of 93 barg



Capacities: See TIS 2.405

Construction Materials

No.	Part	Material
1	Cover	Forged Steel ASTM A 182 F11
2	Cover Bolts	Steel ASTM A193 Gr. B7
4	Body	Forged Steel ASTM A 182 F11
5	Bucket	Stainless Steel
6	Valve Guide Plate	
	Screws	Stainless Steel
7	Valve Guide Plate	Stainless Steel
8	Cover Gasket	Nickel Reinforced Exfoliated Graphite
9	Valve Seat	Stainless Steel
10	Valve	Stainless Steel
11	Valve Lever	Stainless Steel
12	Internal Tube	Mild Steel
13	Ball Check Valve	Steel

Typical Applications

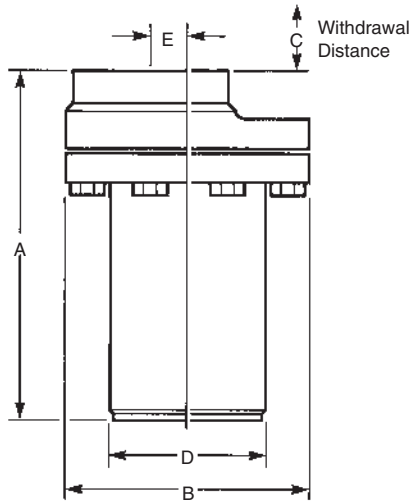
Steam main drip stations, industrial dryers and storage tanks.

Local regulation may restrict the use of this product below the conditions quoted. Limiting conditions refer to standard connections only.

In the interests of development and improvement of the product, we reserve the right to change the specification.

TI-2-403-US 11.11

Forged Steel Inverted Bucket Steam Trap Series 900



Dimensions (nominal) in inches and millimeters						
Size	A	B	C	D	E	Weight
1/2" & 3/4"	12.2 310	8.0 203	9.0 229	5.1 130	1.4 36	65 lb 29.5 kg
1" & 1-1/2"	16.1 410	9.8 248	12.0 305	6.6 168	1.8 45	110 lb 50 kg
2"	17.3 452	11.9 301	13.0 330	8.4 213	2.1 52	175 lb 79.4 kg

Installation

A pipeline strainer should be installed ahead of any trap to protect the head and seat from dirt and scale. Suitable full-port isolation valves should be placed around trap to permit servicing. The trap should be installed below the equipment drainage connection in a vertical position with the inlet at the bottom so that the bucket will rise and fall vertically.

Sample Specification

Steam traps shall be of the mechanical inverted bucket type with forged steel bodies with ANSI flanged vertical connections and stainless steel internals.

Maintenance

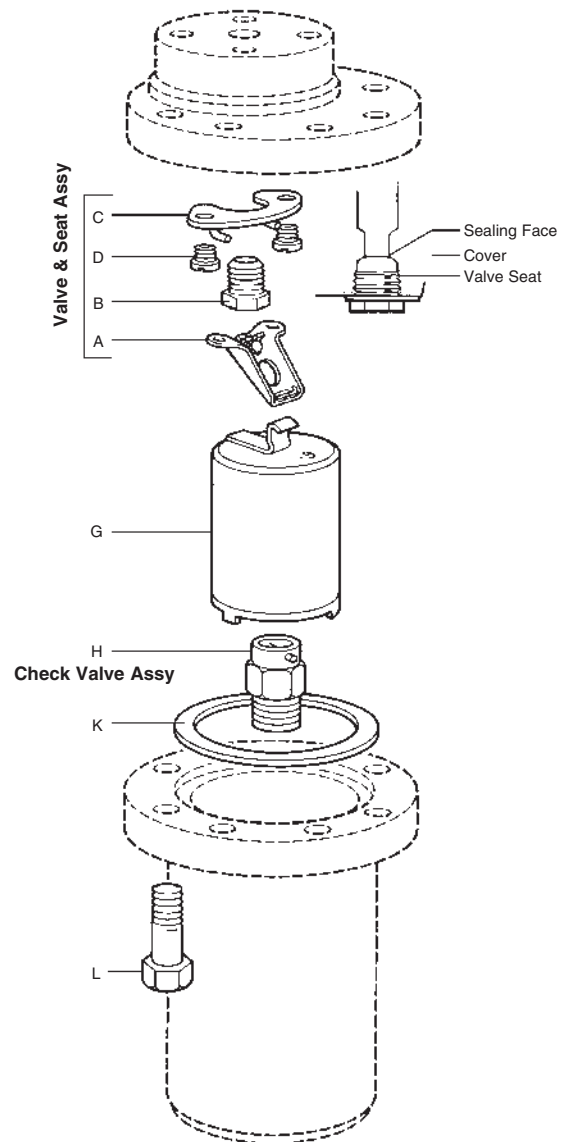
This product must be removed from the line for maintenance. Complete isolation of the trap from both supply and return line is required before any servicing is performed.

The trap should be disassembled periodically for inspection and cleaning of the valve head and seat, and operating mechanism. The bucket vent hole must be clear.

Worn or damaged parts should be replaced using a complete valve and seat assembly.

Complete installation and maintenance instructions are given in IMI 2.400, which accompanies the product.

Spare Parts



Valve & Seat Assembly (State pressure range)	A, B, C, (2 of) D
Bucket	G
Check Valve Assy.	H
Cover Gasket	(pkt of 3) K
Set of Cover Bolts	L
	921,922 (8 of)
	923, 925 (10 of)
	926 (12 of)