

TVA flowmeter

for saturated steam flow measurement



The innovative TVA steam flowmeter



Designed for steam by the steam experts...

Unlike alternative technologies the TVA measures the complete flow range capturing all steam used. There is no need for multiple pipe entries making installation quicker, lower cost with fewer potential leak paths. The TVA can be installed in most confined spaces as it doesn't require long lengths of uninterrupted pipe to ensure accuracy.

The secret lies in the use of a specially profiled cone that conditions the steam flow and varies the flow area so that it continues to measure at low flowrates where other technologies fail.

The outcome is an innovative steam flowmeter with an unrivalled combination of high performance and low total cost of ownership.

The TVA range at a glance

Turndown	50:1
Accuracy	± 2% measured value from 10% to 100% maximum flowrate ± 0.2% FSD, from 2% to 10% maximum flowrate
Outputs	4-20 mA, pulse, RS232 Modbus
Sizes	2" (DN50), 3" (DN80), and 4" (DN100)
Maximum steam operating conditions	Horizontal 464 psig @ 462°F (32 bar g @ 239°C) Vertical 101 psig @ 338°F (7 bar g @ 170°C)



The innovative TVA steam flowmeter

- Simple to install in confined spaces
- Measures the complete steam flow range
- Designed for steam by steam experts
- High performance with low total cost of ownership
- Easy to use

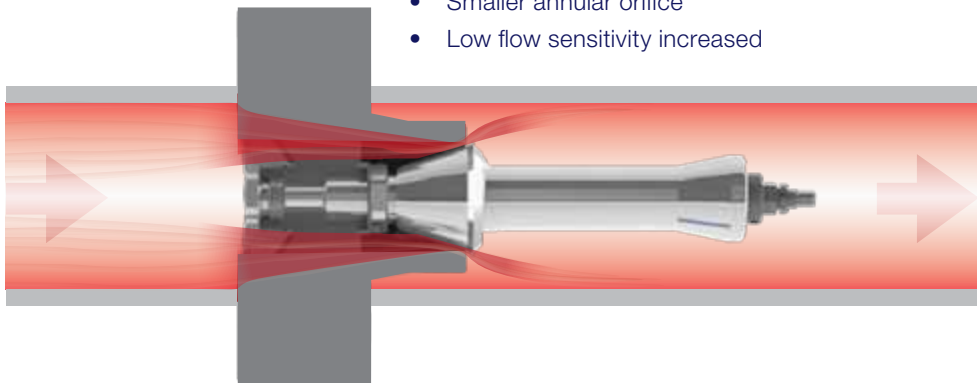
How the TVA works

As flow increases, the cone moves to open an annular orifice and produce a bending moment on an internal sensing beam...

Steam flow causes the profiled cone to move axially against the resistance of a spring held by a measurement beam. As flow increases, the cone moves to open an annular orifice and produces a bending moment on the beam. This force, together with a temperature measurement from an internal sensor at the beam tip, are fed to the integral electronics head to calculate and display flowrate, total flow, power, temperature, pressure and energy. The unique design creates a near-linear relationship between flowrate and output, making it possible to measure both high and low flows accurately.

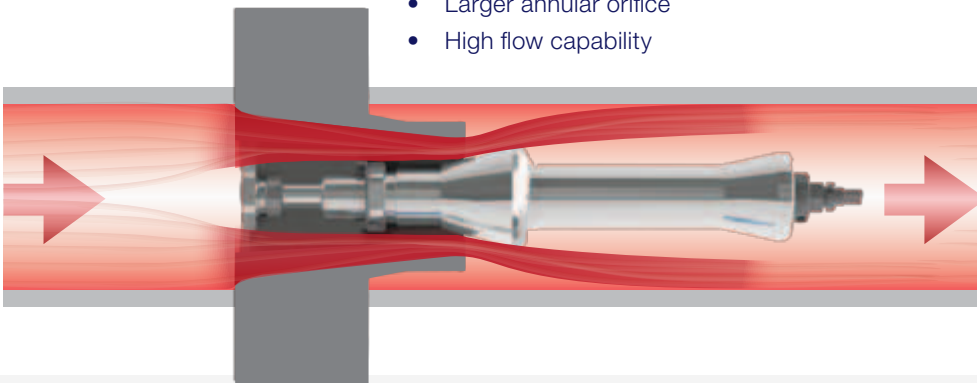
Low flow

- Cone retracts
- Smaller annular orifice
- Low flow sensitivity increased



High flow

- Cone extends
- Larger annular orifice
- High flow capability



The innovative moving cone design not only provides exceptional flow range capability, it reshapes the flow profile to allow installation with short pipe runs.

Its large surface area disperses the high impact energy of wet steam, making it very resistant to erosion and reliable in the long-term.

Once calibrated the TVA rarely needs adjusting.

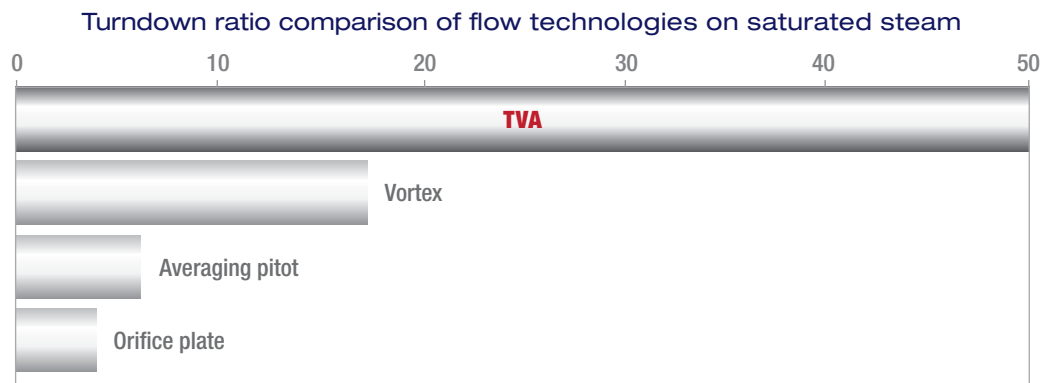
TVA measures all your energy

Energy savings from targeting and monitoring initiatives require accurate measurement across the minimum and maximum steam flowrate...

Steam applications often have widely fluctuating loads due to seasonal or process variation. Measuring steam under these conditions presents two distinct challenges. The first is having the ability to measure at both the minimum and maximum flowrates. The second is compensating for the changes in steam density. For some technologies these are challenges that are beyond them or can only be overcome at great cost.

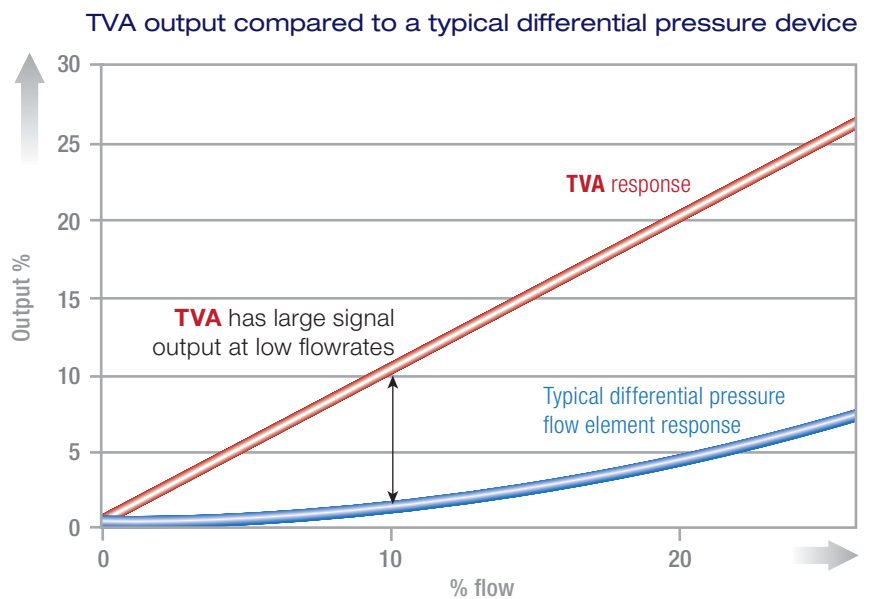
The TVA is uniquely designed to meet these challenges in a single integral flowmeter.

Challenge 1 - Measuring both minimum and maximum flowrates (turndown)



For many technologies their low flow measuring capability is a problem due to a drop off in signal. Differential pressure devices have a square root relationship with flowrate so their signal decays quickly. Additionally, vortex devices can't generate sufficient eddies at low flow and cease to measure. Consequently, steam can continue to be consumed but goes unmeasured.

The TVA outperforms these devices as it generates a large output signal and continues to measure where other technologies can't.



The near linear flow response of the TVA allows accurate and repeatable measurement over a wide flow range turndown of 50:1, consequently all energy is measured.

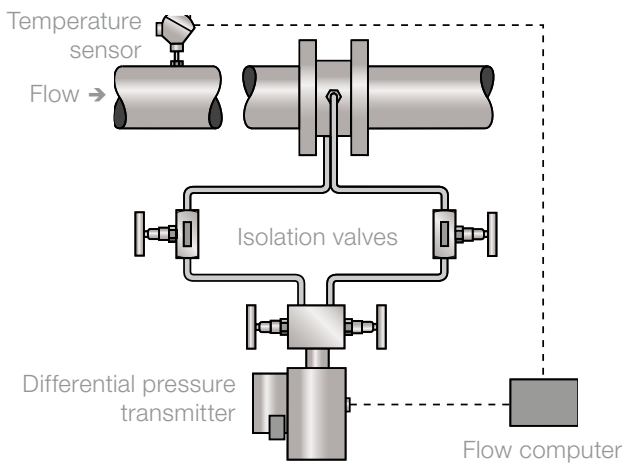
Challenge 2 – Compensating for steam density changes

Steam density alters with pressure changes caused by varying process loads. This can significantly affect the accuracy of the measured flow results. An uncompensated volumetric steam flowmeter calibrated to operate at 70 psig will over-read by 12.6% when used at 60 psig.

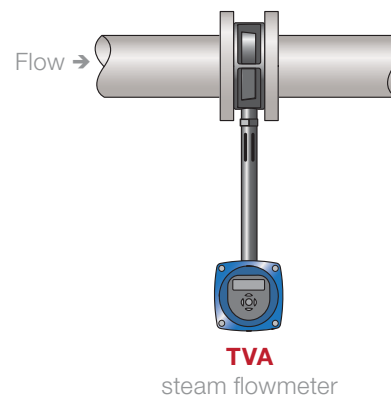
How saturated steam temperature and density change with pressure		
Steam pressure (psig)	Steam temperature (°F)	Density (lb/ft³)
145	363	0.3523
70	316	0.1929
60	307	0.1713

} 12.6%

Traditional flowmetering system




TVA flowmetering system



Flowmeters that require an external temperature or pressure sensor are expensive.

The TVA has an internal temperature sensor at the point of flow measurement which provides valuable advantages:

- No additional wiring and pipe entries, for simpler and lower cost installation with fewer leakage points.
- No additional pipe entries.
- Saturated steam flow measured directly in mass flow units.
- Higher performance through optimum positioning of the integral, fast response temperature sensor.



The integral density compensation of the TVA assures high performance under varying process conditions.

Easy, low cost installation and commissioning

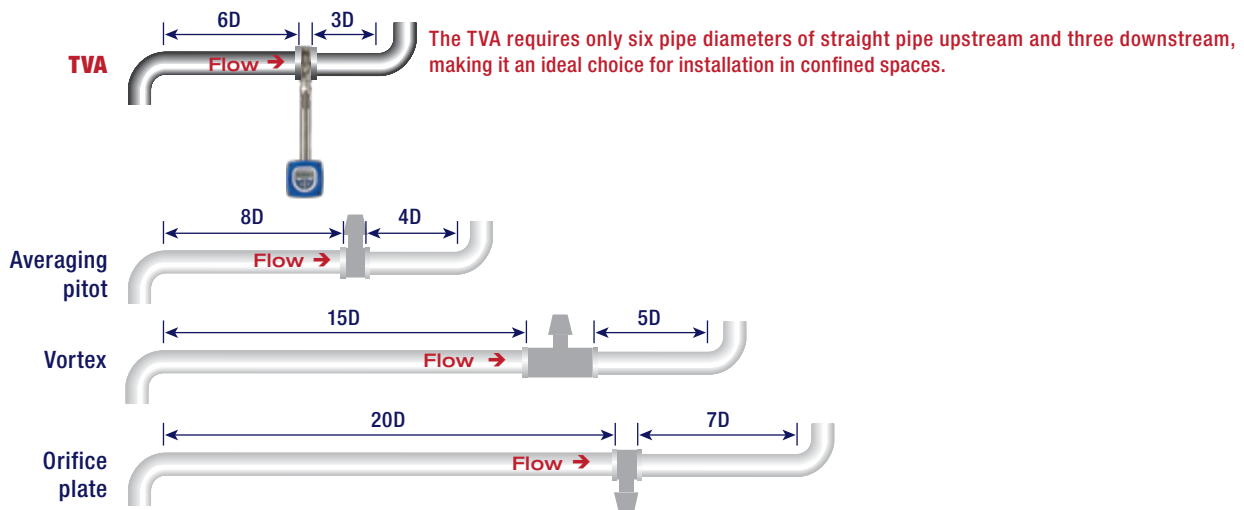
The integrated electronics of the TVA provide a single point of pipe entry, making installation easier, faster and lower cost...

Where should the flowmeter be located? The most convenient place for obtaining the flow data may not provide accurate measurement because of the flow conditions, usually due to the proximity of pipe bends or other equipment.

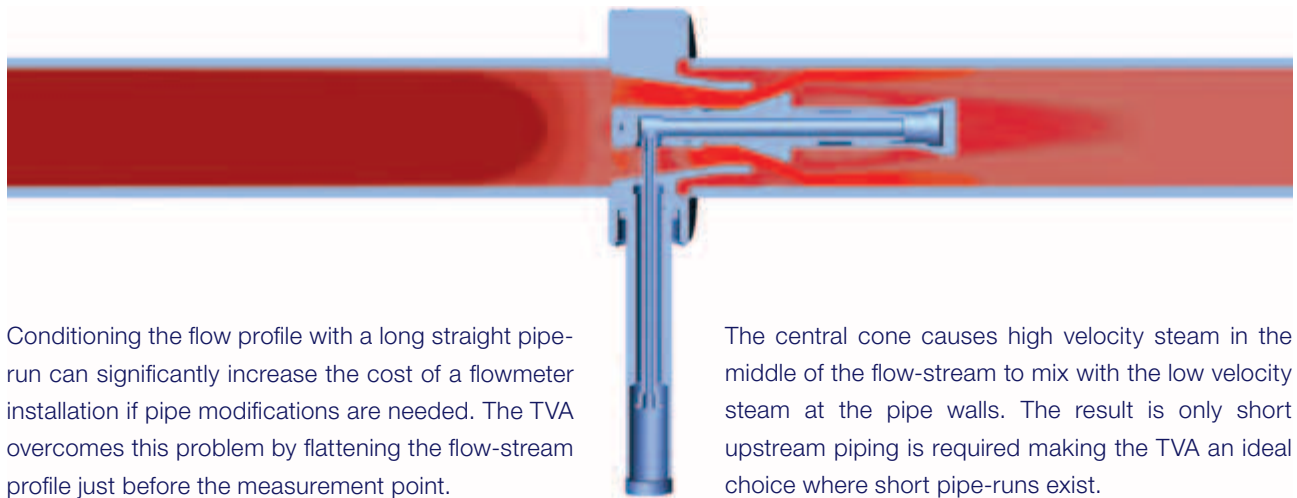
To provide accurate measurement and performance the profile of the flow-stream should be undisturbed as it enters and leaves the flowmeter. This is done by installing a minimum length of straight pipe upstream and downstream, the precise length of which depends on the technology employed.

Comparison of pipe requirements for different flow technologies on saturated steam

D = Pipe diameter



Conditioning the steam flow to reduce pipework changes









Conditioning the flow profile with a long straight pipe-run can significantly increase the cost of a flowmeter installation if pipe modifications are needed. The TVA overcomes this problem by flattening the flow-stream profile just before the measurement point.

The central cone causes high velocity steam in the middle of the flow-stream to mix with the low velocity steam at the pipe walls. The result is only short upstream piping is required making the TVA an ideal choice where short pipe-runs exist.

Installation and commissioning are made easy with a choice of outputs and intuitive menu driven LCD display / keypad.

Expensive communicators are not required.

Summary of key features and benefits

Key features	Key reasons	Key benefits
	<p>High accuracy</p> <p>Profiled cone produces linear signal output for high turndown.</p> <p>In-line density compensation.</p>	<p>Measures all your steam consumption and ensures better data for targeting energy savings.</p>
	<p>Quick and easy installation</p> <p>Integrated electronics gives a single point of pipe entry.</p> <p>Flow-stream is automatically conditioned by the cone, consequently no long lengths of straight pipe are required.</p>	<p>Reduces the cost of installation and valuable plant downtime.</p>
	<p>Easily integrated with a host control system</p> <p>Choice of digital ModBus, 4-20 mA and pulse outputs.</p>	<p>An easy addition to your monitoring and reporting system.</p>
	<p>Easy to commission</p> <p>A local LCD display and keypad, with intuitive menu, allow all parameters to be fully configured and displayed.</p>	<p>Quick to commission, reducing commissioning costs and valuable plant downtime.</p>
	<p>Long operating life</p> <p>Designed for steam by steam experts.</p> <p>Large profiled cone area with no sharp edges consequently the high impact energy of steam is dispersed.</p> <p>Once calibrated, the TVA rarely needs to be adjusted.</p>	<p>Set and forget.</p>
	<p>Unrivalled performance and low cost of ownership.</p> <p>High accuracy.</p> <p>Quick and easy installation and commissioning.</p> <p>Long operating life.</p>	<p>Larger profits for you.</p>



Would you like help with your flowmeter application?

The TVA is one of many flowmeter technologies available from Spirax Sarco. Why not let one of our engineers help you size and specify the best flowmeter for your application?

Alternatively, for further details of Spirax Sarco flowmeter products visit our website www.spiraxsarco.com/us

Regional sales offices

Northeast

Spirax Sarco, Inc.
7760 Olentangy River Road
Suite 120
Columbus, OH 43235
Phone: (614) 436-8055
Fax: (614) 436-8479

Midwest

Spirax Sarco, Inc.
1500 Eisenhower Lane
Suite 600
Lisle, IL 60532
Phone: (630) 493-4525
Fax: (630) 724-9176

Mid Atlantic

Spirax Sarco, Inc.
4647 Saucon Creek Road
Suite 102
Center Valley, PA 18034
Phone: (800) 251-7676
Fax: (800) 996-3232

Southwest

Spirax Sarco, Inc.
203 Georgia Avenue
Deer Park, TX 77536
Phone: (281) 478-4002
Fax: (281) 478-4615

Southeast

Spirax Sarco, Inc.
400 Northeast Drive, Unit O
2021 Business Center
Columbia, SC 29203
Phone: (803) 714-2131
FAX: (803) 786-7050

West

Spirax Sarco, Inc.
8141 E. Kaiser Blvd
Suite 311
Anaheim Hills, CA 92808
Phone: (714) 279-0417
Fax: (714) 940-0183



Some products, services or solutions may not be available in certain markets



Printed on recycled paper from sources that have been independently certified for sustainable and well-managed forestry practices.

SPIRAX SARCO, INC.
1150 NORTHPOINT BLVD.
BLYTHEWOOD, SC 29016
t: 800.883.4411
or: 803.714.2000
f: 803.714.2222
www.spiraxsarco.com/us

spirax
/sarco