



Cert. No. LRQ 0963008

ISO 9001

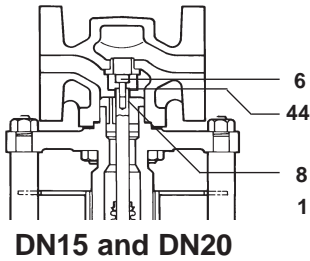
spirax sarco

DEP7

TI-P205-02

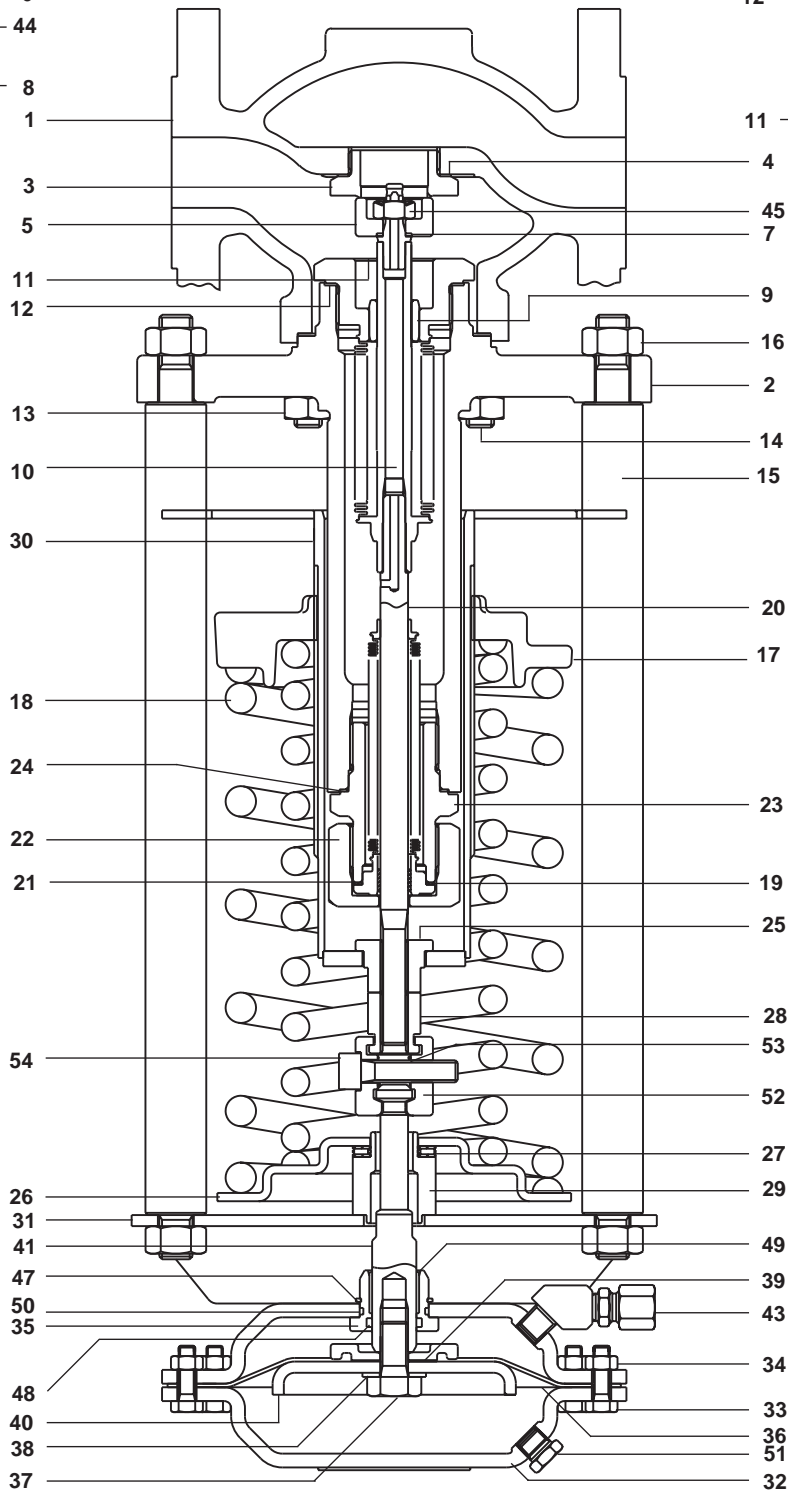
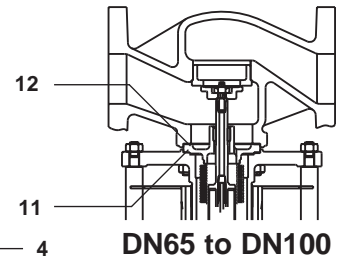
CH Issue 2

SG Iron Excess Pressure Valve Materials of Construction



Technical information

For technical information see TI-P205-01.



DN25 to DN50

(Parts 42 and 46 not shown)

Local regulations may restrict the use of this product to below the conditions quoted.
In the interests of development and improvement of the product, we reserve the right to change the specification.

Materials

No.	Part	Material	
1	Body	SG iron	DIN 1693 GGG 40.3
2	Bonnet	SG iron	DIN 1693 GGG 40.3
3	Valve seat	Stainless steel	BS 970 431 S29
4	Valve seat gasket	DN15	Stainless steel
		DN20 and DN25	Mild steel
		DN32 to DN50	Reinforced exfoliated graphite
5	Valve head	Stainless steel	BS 970 431 S29
6	Valve head screw	Stainless steel	BS 6105 A2
7	Valve head seal	Arlon 1555	
8,(9)	Bush (Part No. 9, Bush; part of item 10)	Stainless steel	BS 970 431 S29
10	Balancing bellows assembly	DN25 to DN100	AISI 316L
11	Balancing bellows assembly gasket	Reinforced exfoliated graphite	
12	Bonnet gasket	Reinforced exfoliated graphite	
13	Bonnet nuts	Steel	DIN 267 Pt13 Gr. 8
14	Bonnet studs	Steel	DIN 267 Pt13 Gr. 8.8
	DN15 to DN25 M10 x 30 mm, DN50 and DN65 M12 x 35 mm, DN32 and DN40 M10 x 35 mm, DN80 and DN100 M16 x 40 mm		
15	Pillars	Steel zinc plated	BS 970 230 M07
16	Pillars nuts	Steel zinc plated	BS 3692 Gr. 8
17	Spring adjuster	Cast iron zinc plated	DIN 1691 GG25
18	Spring(s)	Chrome vanadium	
19	Bearing (part of Item 20)	PTFE / Steel composite	
20	Sealing bellows assembly	Stainless steel	AISI 316L
21	Sealing bellows gasket	DN15 and DN20	Stainless steel 'S' type
		DN25 to DN100	Reinforced exfoliated graphite
22	Clamp nut	Steel zinc plated	BS 970 230 M07
23	Adaptor	Stainless steel	BS 970 431 S29
24	Adaptor gasket	Reinforced exfoliated graphite	
25	Lock-nut	Steel zinc plated	BS 970 230 M07
26	Spring plate	Steel zinc plated	BS 1449 Pt 1 HR14
27	Needle bearing	Steel	
28	Setting nut	Steel zinc plated	BS 970 230 M07
29	Bearing locator	Steel zinc plated	BS 970 230 M07
30	Adjuster sleeve	Steel zinc plated	
31	Mounting plate	Steel zinc plated	BS 1449 Pt 1 HR14
32	Housing	Types 11(N) to 14(N)	Steel DIN 1514 St W24
		Type 15(N)	Steel BS EN 10025 S355 J2G3
33	Housing bolts	Types 11(N) and 12(N)	Steel zinc plated BS 3692 Gr. 5.6
		Types 13(N), 14(N) and 15(N)	Steel zinc plated DIN 267 Pt 13 Gr. 8.8
34	Housing nuts	Types 11(N) and 12(N)	Steel zinc plated BS 3692 Gr. 5.6
		Types 13(N), 14(N) and 15(N)	Steel zinc plated DIN 267 Pt13 Gr. 8.8
35	Spindle guide	Stainless steel	BS 970 431 S29
36	Diaphragm	EPDM fabric reinforced or suffix 'N'	Nitrile fabric reinforced
37	Hexagon headed bolt	Stainless steel	BS 6105 A2
38	Sealing washer	Fibre	
39	Diaphragm clamp	Stainless steel	ASTM A351 CF8M
40	Piston	Carbon steel zinc plated	BS 1449 Pt 1 HR14
41	Spindle	Carbon steel zinc plated	BS 970 230 M07
42	Mounting nuts	Steel zinc plated	BS 3692 GR. 8
43	Coupling	Steel zinc plated	
44	Thread insert (part of item 20)	Stainless steel	DTD 734
45	Self locking nut	Steel zinc plated	BS 1449 CR4
46	Washer	Type 12 only	Steel zinc plated BS 1449 CR4
47	Circlip	Steel zinc plated	
48	Spindle seal 'O' ring	EPDM or Suffix 'N' Nitrile	
49	Bearing	PTFE/steel composite	
50	Housing seal 'O' ring	EPDM or suffix 'N' Nitrile	
51	Vent plug	Plastic	
52	Coupling clamp	Steel zinc plated	ASTM A216 Gr. WCB
53	Spring	Spring steel	BS 5216 Gr. M4
54	Clamp screw	Steel zinc plated	BS 4168 Gr. 12.9