



Cert. No. LRQ 0963008

ISO 9001

spirax sarco

TI-P163-01
ST Issue 6

Fig 12 SG Iron Strainer

Description

The Fig 12 is an SG iron screwed Y-type strainer. The standard stainless steel screen is 0.8 mm perforations. As options, other perforations and mesh sizes are available as well as monel screens. The strainer cap can be drilled and tapped for blowdown and drain valves if required.

Standards

This product fully complies with the requirements of the European Pressure Equipment Directive 97/23/EC.

Certification

This product is available with a manufacturers' Typical Test Report. **Note:** All certification/inspection requirements must be stated at the time of order placement.

Sizes and pipe connections

1/2", 3/4", 1", 1 1/4", 1 1/2", 2", 2 1/2" and 3" screwed BSP or NPT.

Optional extras

Strainer screens

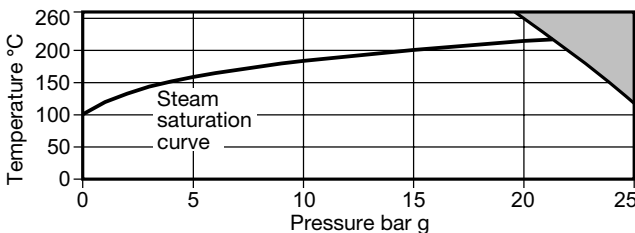
Stainless steel screen	Perforations	1.6, 3 mm
	Mesh	40, 100, 200
Monel	Perforations	0.8, 3 mm
	Mesh	100

Blowdown or drain valve connections.

The cap can be drilled to the following sizes to enable a blowdown or drain valve to be fitted.

Strainer size	Blowdown valve	Drain valve
1/2"	1/4"	1/4"
3/4" and 1"	1/2"	1/2"
1 1/4" and 1 1/2"	1"	3/4"
2" to 3"	1 1/4"	3/4"

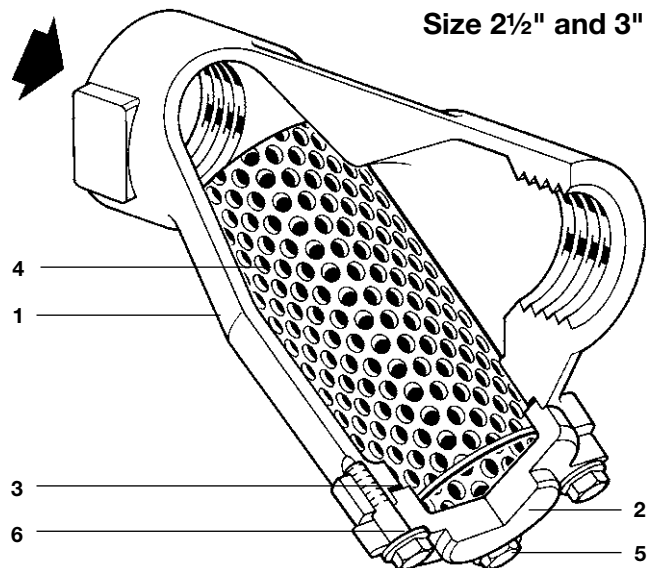
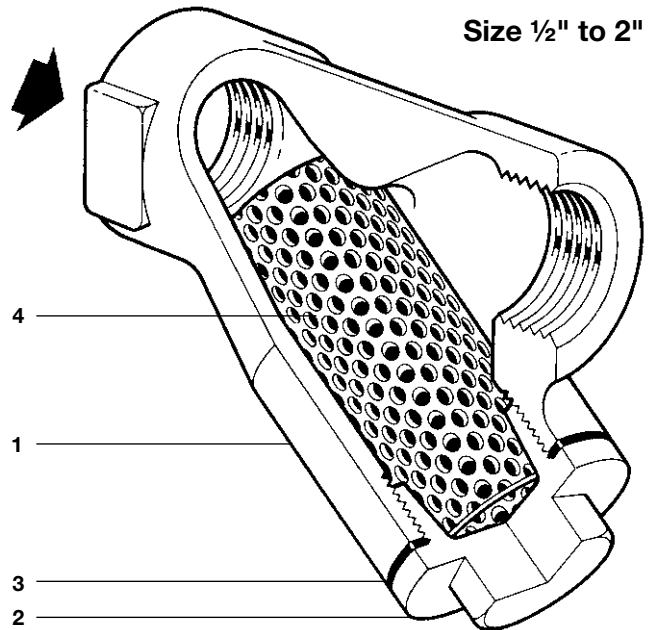
Pressure/temperature limits



The product **must not** be used in this region.

Body design conditions		PN25
PMA	Maximum allowable pressure	25 bar g @ 120°C
TMA	Maximum allowable temperature	260°C @ 19.5 bar g
Minimum allowable temperature		-10°C
PMO	Maximum operating pressure for saturated steam service	21 bar g
TMO	Maximum operating temperature	260°C @ 19.5 bar g
Minimum operating temperature	1/2" to 2"	-10°C
	2 1/2" and 3"	0°C

Note: For lower operating temperatures consult Spirax Sarco
Designed for a maximum cold hydraulic test pressure of 38 bar g



Materials

No.	Part	Material
1	Body	SG iron DIN 1693 GGG 40
2	Cap	SG iron DIN 1693 GGG 40
3	Cap gasket	Reinforced exfoliated graphite
4	Strainer screen	Stainless steel 316L
5	Bolt	Carbon steel BS 3692 Gr. 8.8
6	Washer	Carbon steel BS 4320 TI Form A

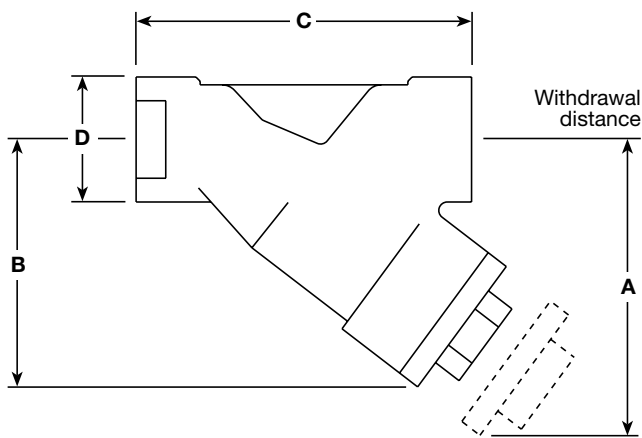
K_v values

Size	½"	¾"	1"	1¼"	1½"	2"	2½"	3"
Perforations 0.8, 1.6 and 3 mm	3.6	11	15.5	26	41	68	82	115
Mesh 40 and 100	3.6	11	15.5	26	41	68	82	115
Mesh 200	3.6	9	13.0	21	35	55	66	93

For conversion: $C_V(\text{UK}) = K_V \times 0.963$ $C_V(\text{US}) = K_V \times 1.156$

Dimensions/weights (approximate) in mm and kg

Size	A	B	C	D	Screening area cm ²	Weight
½"	87	55	79	32	25	0.47
¾"	110	65	93	36	42	0.77
1"	125	78	110	48	71	1.40
1¼"	155	103	140	60	135	2.15
1½"	190	115	153	65	161	3.30
2"	230	140	177	76	251	5.10
2½"	274	177	230	94	406	7.30
3"	280	183	237	105	406	7.50



Safety information, installation and maintenance

For full details see the Installation and Maintenance Instructions (IM-S60-17) supplied with the product.

Warning:

The strainer cap gasket contains a thin stainless steel support ring, which may cause physical injury if it is not handled and disposed of carefully.

Installation note:

The strainer should be installed in the direction of flow, as indicated on the body. On applications involving steam or gases the pocket should be in the horizontal plane. On liquid systems the pocket should point downwards. Suitable isolation valves must be installed to allow for safe maintenance and trap replacement.

Maintenance note:

Maintenance can be completed with the strainer in the pipeline.

Disposal:

The product is recyclable. No ecological hazard is anticipated with disposal of this product providing due care is taken.

How to order

Example: 1 off Spirax Sarco 2" Fig 12 SG iron strainer, screwed BSP, with stainless steel screen having 0.8 mm perforations.

Spare parts

The spare parts available are shown in solid outline. Parts drawn in broken line are not supplied as spares.

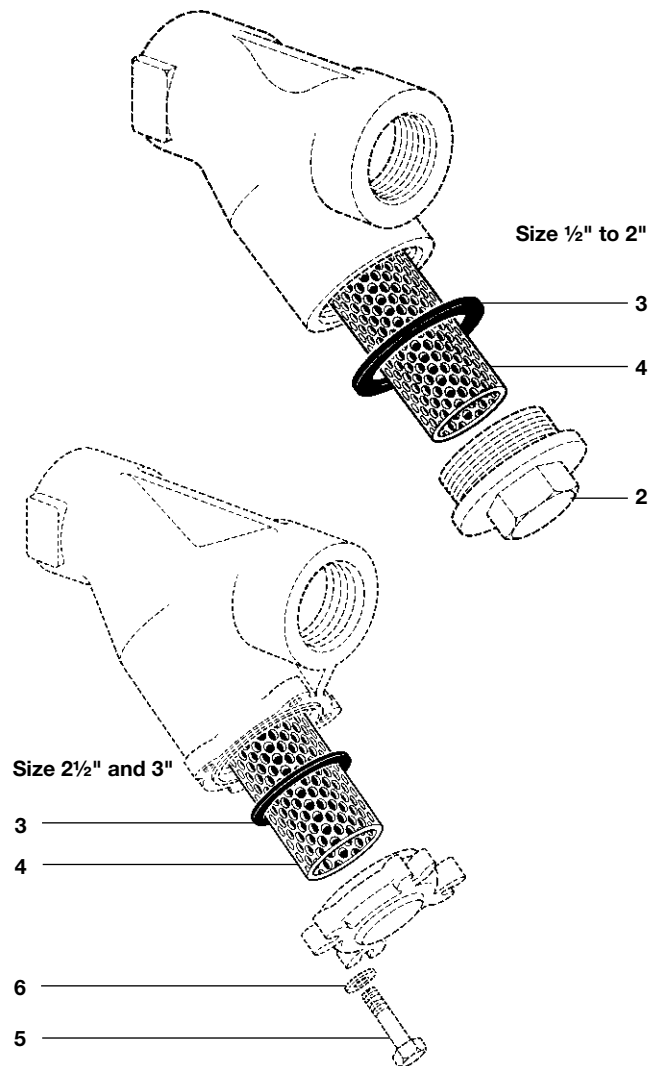
Available spares

Strainer screen (state material, size of perforations or mesh and size of strainer)	4
Cap gasket (packet of 3)	3

How to order spares

Always order spares by using the description given in the column headed 'Available spares' and state the size and type of strainer and perforation or mesh required.

Example: 1 - Strainer screen, stainless steel having 0.8 mm perforations for a 1½" Spirax Sarco Fig 12 strainer.



Recommended tightening torques

Item	Qty	Size	or mm	N m	
2	1	½"	22	M28	38 - 40
	1	¾"	27	M32	42 - 48
	1	1"	32	M42	70 - 80
	1	1¼"	46	M56	124 - 144
	1	1½"	50	M60	164 - 184
	1	2"	60	M72	234 - 264
5	4	2½"	19	M12	50 - 55
	4	3"	19	M12	50 - 55