



Cert. No. LRQ 0963008

ISO 9001

# spirax sarco

## M10Si ISO

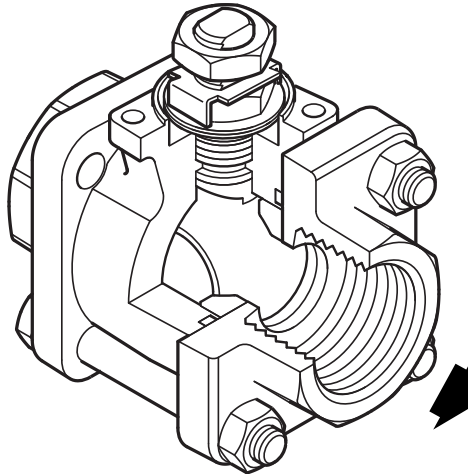
### Automation Ball Valve

### DN $\frac{1}{4}$ " to DN2 $\frac{1}{2}$ "

TI-P133-59  
ST Issue 4

#### Sizes and pipe connections

$\frac{1}{4}$ ",  $\frac{3}{8}$ ",  $\frac{1}{2}$ ",  $\frac{3}{4}$ ", 1", 1 $\frac{1}{4}$ ", 1 $\frac{1}{2}$ ", 2", (2 $\frac{1}{2}$ " only available with reduced bore) screwed BSP, BSPT, NPT, BW, SW full bore and reduced bore. DN15 to DN50 (DN65 only available with reduced bore) flanged PN40, ANSI 150 and ANSI 300 full bore and reduced bore.



#### Description

The M10Si ISO Automation three-piece body ball valve has ISO mounting as standard. It is designed for use as an automated isolating valve, not a control valve, on applications that use steam and other industrial fluids for services ranging from vacuum to the higher temperatures and pressures.

The M10Si ISO Automation ball valve is specifically designed for pneumatic or electric actuation and not manual operation and can be serviced without removing the valve from the pipeline (screwed and welded versions only).

#### ISO mounting

The integral ISO body mounting allows the valve to be automated without losing seal integrity, as the body does not require disassembly. Manual to remote control may therefore be easily accomplished by the ISO range of Spirax Sarco ball valves.

#### Available types

M10Si2_ _ ISO Automation	Zinc plated carbon steel body, PDR 0.8 seats.
M10Si3_ _ ISO Automation	Stainless steel body, PDR 0.8 seats.
M10Si4_ _ ISO Automation	Complete stainless steel, PDR 0.8 seats.

**Note:** The nomenclature will be followed with either **FB** (full bore) or **RB** (reduced bore).

#### Standards

This product fully complies with the requirements of the European Pressure Equipment Directive 97/23/EC and carries the  $\text{CE}$  mark when so required.

#### Certification

This product is available with certification to EN 10204 3.1. **Note:** All certification / inspection requirements must be stated at the time of order placement.

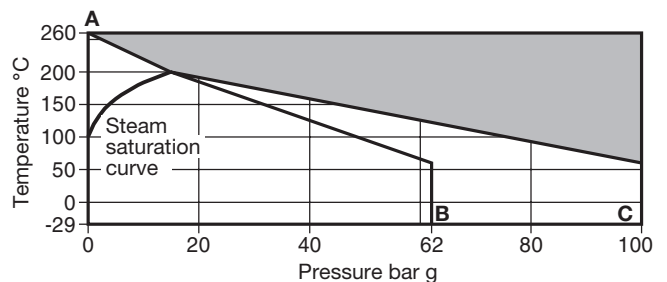
#### Options

- Self-venting ball.
- Extended stems 50 mm (2") and 100 mm (4") to allow full insulation.
- Oval handle for confined spaces. Ideal for trap modules.

#### Technical data

Flow characteristic	Modified linear
Port	Full and reduced bore versions
Leakage test procedure to ISO 5208 (Rate A) / EN 12266-1 (Rate A)	
Antistatic device	Complies with ISO 7121 and BS 5351

#### Pressure / temperature limits

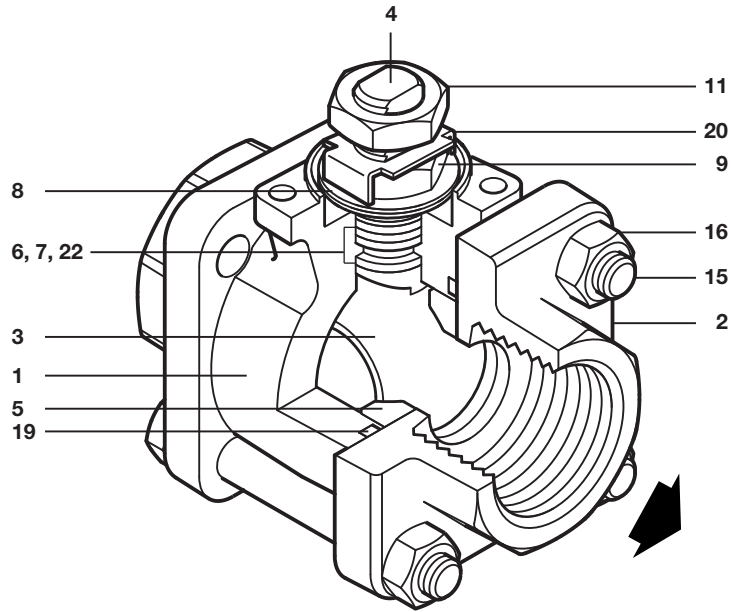


**The product must not be used in this region.**

- A - B 2" FB and 2 $\frac{1}{2}$ " RB only
- A - C  $\frac{1}{4}$ " - 1 $\frac{1}{2}$ " FB, RB and 2" RB

**Note:** The flange standard may restrict the maximum operating pressure. Please check with Spirax Sarco.

Body design conditions	PN100
PMA Maximum allowable pressure	100 bar g @ 60°C
TMA Maximum allowable temperature	260°C @ 0 bar g
Minimum allowable temperature	-29°C
PMO Maximum operating pressure for saturated steam service	17.5 bar g
TMO Maximum operating temperature	260°C @ 0 bar g
Minimum operating temperature	-29°C
<b>Note:</b> For lower operating temperatures consult Spirax Sarco	
$\Delta$ PMX Maximum differential pressure is limited to the PMO	
Designed for a maximum cold hydraulic test pressure of 150 bar g	



**Materials**

No. Part		Material	
1	Body	<b>M10Si2 ISO Automation</b>	Zinc plated carbon steel ASTM A105
		<b>M10Si3 ISO Automation</b>	Stainless steel ASTM A 182 F 316L
		<b>M10Si4 ISO Automation</b>	
2	Cap	<b>M10Si2 ISO Automation</b>	Zinc plated carbon steel ASTM A105
		<b>M10Si3 ISO Automation</b>	Stainless steel ASTM A 182 F 316L
		<b>M10Si4 ISO Automation</b>	
3	Ball	Stainless steel	AISI 316
4	Stem	Stainless steel	AISI 316
5	Seat	Carbon/graphite reinforced PTFE	PDR 0.8
6	Stem seal	Reinforced PTFE antistatic	
7	Separator	<b>M10Si2 ISO Automation</b>	Zinc plated carbon steel SAE 1010
		<b>M10Si3 ISO Automation</b>	Stainless steel AISI 316
		<b>M10Si4 ISO Automation</b>	
8	Belleville washer	Stainless steel	AISI 301
9	Nut	<b>M10Si2 ISO Automation</b>	Zinc plated carbon steel SAE 1010
		<b>M10Si3 ISO Automation</b>	Stainless steel AISI 304
		<b>M10Si4 ISO Automation</b>	
10	Name-plate - DN (Not shown)	Stainless steel	AISI 430
11	Stem nut	<b>M10Si2 ISO Automation</b>	Zinc plated carbon steel SAE 1010
		<b>M10Si3 ISO Automation</b>	Stainless steel AISI 304
		<b>M10Si4 ISO Automation</b>	
13	Name-plate (Not shown)	Stainless steel	AISI 430
15	Bolts	<b>M10Si2 ISO Automation</b>	Zinc plated carbon steel Grade 5
		<b>M10Si3 ISO Automation</b>	Stainless steel AISI 304
		<b>M10Si4 ISO Automation</b>	
16	Nuts	<b>M10Si2 ISO Automation</b>	Zinc plated carbon steel SAE 1010
		<b>M10Si3 ISO Automation</b>	Stainless steel AISI 304
		<b>M10Si4 ISO Automation</b>	
17	Studs	<b>M10Si4 ISO Automation</b>	Stainless steel AISI 316
<b>Note:</b> Item 17 can not be shown as it is only applicable to welded versions			
19	Body/cap gasket	'O' ring	EPDM geothermal
20	Nut locker	Stainless steel	AIS 316
22	Stem seal	PEEK	

**Dimensions (approximate) in mm**

**Reduced bore**

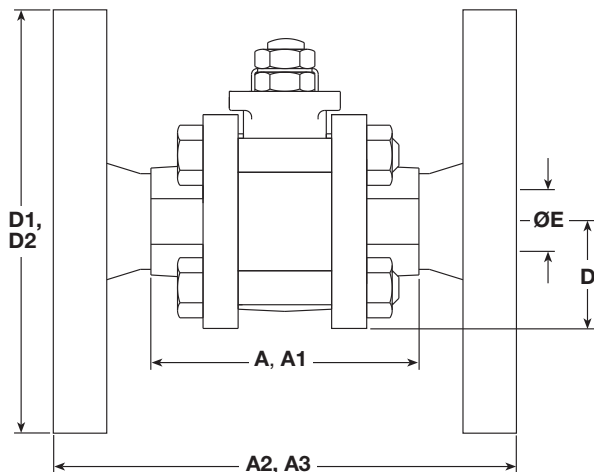
Size	A	A1	A2	A3	D	D1	D2	E
1/4"	56	52	-	-	22	-	-	8
3/8"	56	52	-	-	22	-	-	8
1/2"	63	52	108	130	24	89	95	11
3/4"	68	60	117	150	26	98	105	14
1"	86	84	127	160	31	108	115	21
1 1/4"	99	94	140	180	37	118	140	25
1 1/2"	108	102	165	200	41	127	150	31
2"	124	118	178	230	48	152	165	38
2 1/2"	152	152	-	-	57	-	-	51

**Full bore**

Size	A	A1	A2	A3	D	D1	D2	E
1/4"	56	58	-	-	22	-	-	8
3/8"	63	60	-	-	24	-	-	11
1/2"	68	64	-	130	26	-	95	14
3/4"	86	84	-	150	31	-	105	21
1"	99	98	-	160	37	-	115	25
1 1/4"	108	106	-	180	41	-	140	31
1 1/2"	124	124	-	200	48	-	150	38
2"	152	152	-	230	57	-	165	51

**Weights (approximate) in kg**

Size	Reduced bore			Full bore	
	Scrd /BW/SW	PN40	ANSI 150	Scrd /BW/SW	PN40
1/4"	0.65	-	-	0.65	-
3/8"	0.65	-	-	0.72	-
1/2"	0.72	2.30	1.77	0.95	2.60
3/4"	0.95	3.20	2.35	1.60	3.80
1"	1.60	4.20	3.47	2.05	4.70
1 1/4"	2.05	5.70	4.47	2.75	6.40
1 1/2"	2.75	6.80	5.96	4.25	8.30
2"	4.25	9.50	9.16	7.50	12.80
2 1/2"	7.50	-	-	-	-



- A : Scrd and BW
- A1 : SW
- A2 : Flanged ANSI 150
- A3 : Flanged PN40
  
- D : Scrd, BW, SW
- D1 : Flanged ANSI 150
- D2 : Flanged PN40
  
- E : All versions

**K<sub>v</sub> values**

Size	1/4"	3/8"	1/2"	3/4"	1"	1 1/4"	1 1/2"	2"	2 1/2"
Reduced bore	2.5	2.5	6	10	27	49	70	103	168
Full bore	2.5	6.8	17	36	58	89	153	205	-

For conversion  $C_v (UK) = K_v \times 0.963$        $C_v (US) = K_v \times 1.156$

**Operating torque (N m)**

Size	1/4"	3/8"	1/2"	3/4"	1"	1 1/4"	1 1/2"	2"	2 1/2"
Reduced bore	3.25	3.25	3.25	5.50	13.25	20	50	60	75
Full bore	3.25	3.25	5.50	13.25	20	50	60	75	-

The indicated torque values are for valves frequently operated, that are submitted to a maximum differential pressure of 40 bar. Valves that are subject to long static periods, may require greater break-out torque.

**Safety information, installation and maintenance**

For full details see the Installation and Maintenance Instructions supplied with the product.

**How to order example:**

1 off Spirax Sarco 1/2" screwed BSP M10Si2FB ISO Automation ball valve.

**Spare parts**

The spare parts available are shown in solid outline. Parts drawn in broken line are not supplied as spares.

**Available spare**

Seat, seals and body gasket set 5, 6, 19, 22

**How to order spares**

Always order spares by using the description given in the column headed 'Available spare' and state the size and type of ball valve.

**Example:** 1 - Seat, seals and body gasket set for a Spirax Sarco 1/2" M10Si2FB ISO Automation ball valve.

