

SV7

Safety valves

for use with steam and air



spirax
/sarco

Spirax Sarco safety valves - protecting people, plant and profit

The SV7 safety valve range from Spirax Sarco will protect against overpressure across a broad spectrum of industrial processes. Spirax Sarco safety valves are modern in design, available in a wide range of inlet sizes and body materials and are suitable for use on both steam and air applications. The valve range is approved by the National Board in USA to the requirements of both ASME I and ASME VIII. The SV7 range also meets the requirements of the European Pressure Equipment Directive 97/23/EC and the SV74 conforms with the requirements of API 526 - Flanged Steel Relief Valves.

For markets outside the USA and Canada where National Board approval is not mandatory there are still significant operational advantages available from this valve range. The SV7 has a large capacity achieved at a small overpressure tolerance and as such the valve can allow higher working pressures and therefore higher capacities. The small blowdown characteristic allows higher working pressures and also helps to minimise steam losses.

Protecting people

A company's most valued asset is secure in the knowledge that their safety has been put first.

Protecting plant

Safeguard plant against major damage from excess pressure and ensure continued efficient production.

Protecting profit

Major shutdowns interfere with production and lose customers.

A continuous supply of products protects a company's image and profits.

Quality comes as standard


Safety valves protect people, plant, and profit so there should be no compromise on quality when selecting a valve. The SV7 range of safety valves from Spirax Sarco meet the exacting standards laid down by **ASME Sections I and VIII**, and their performance has been witnessed and approved by The National Board of Boiler and Pressure Vessel Inspectors.

The quality of shut-off tightness is a critical feature of any safety valve. Each Spirax Sarco safety valve is tested to ensure that the integrity of shut-off complies to the oil and petrochemical industry standard, as laid down by the American Petrochemical Institute, **API 527**.

User benefits

• High capacity capability.
• Comprehensive range of sizes and connections.
• Off-the-shelf availability.
• Fine tolerance overpressure and blowdown characteristic allow higher working pressures and therefore higher system capacities.
• Small blowdown tolerance minimises steam losses.
• API 527 guaranteed shut-off tightness.
• SV74 full compliance with API 526.
• Spirax Sarco's guarantee of worldwide technical support, knowledge, and service.

SV7 Safety valve



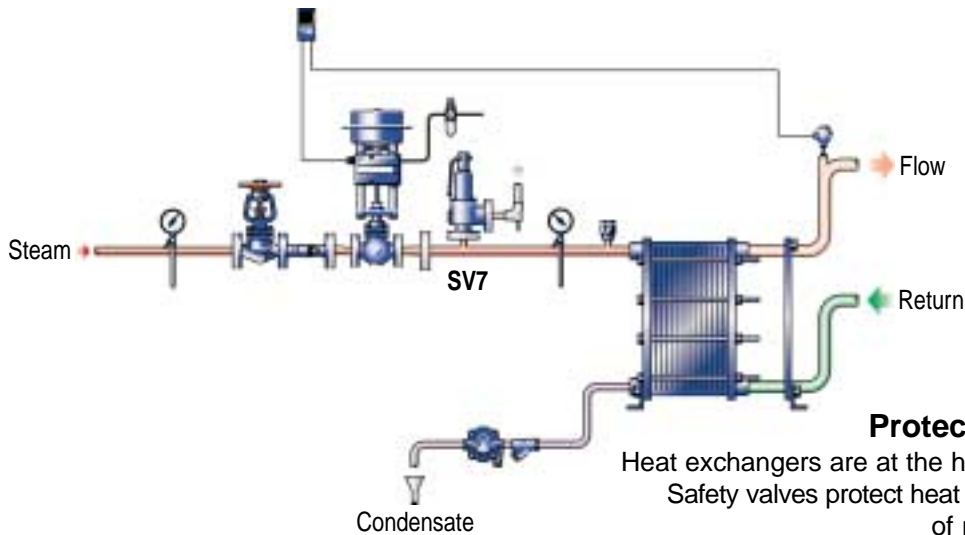
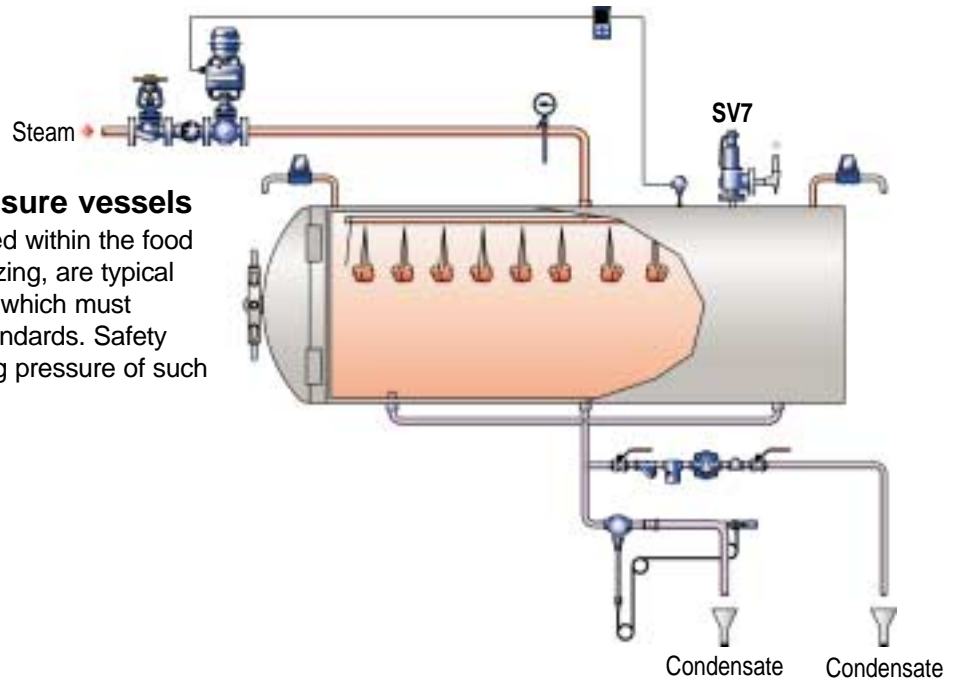
The Spirax Sarco SV7 safety valve range

Body material	Cast iron	Carbon steel
Model	SV73	SV74
Type approval	ASME I	ASME I
	ASME VIII	ASME VIII
Inlet sizes	1½" to 6"	1½" to 6"
Connections	Screwed NPT/Flanged ANSI	Flanged ANSI
Set pressure	15 - 250 psi	15 - 300 psi

Typical ASME VIII applications

Protecting unfired pressure vessels

Canning retorts, which are used within the food industry for cooking and sterilizing, are typical examples of pressure vessels which must conform to stringent safety standards. Safety valves ensure the safe working pressure of such vessels is never exceeded.

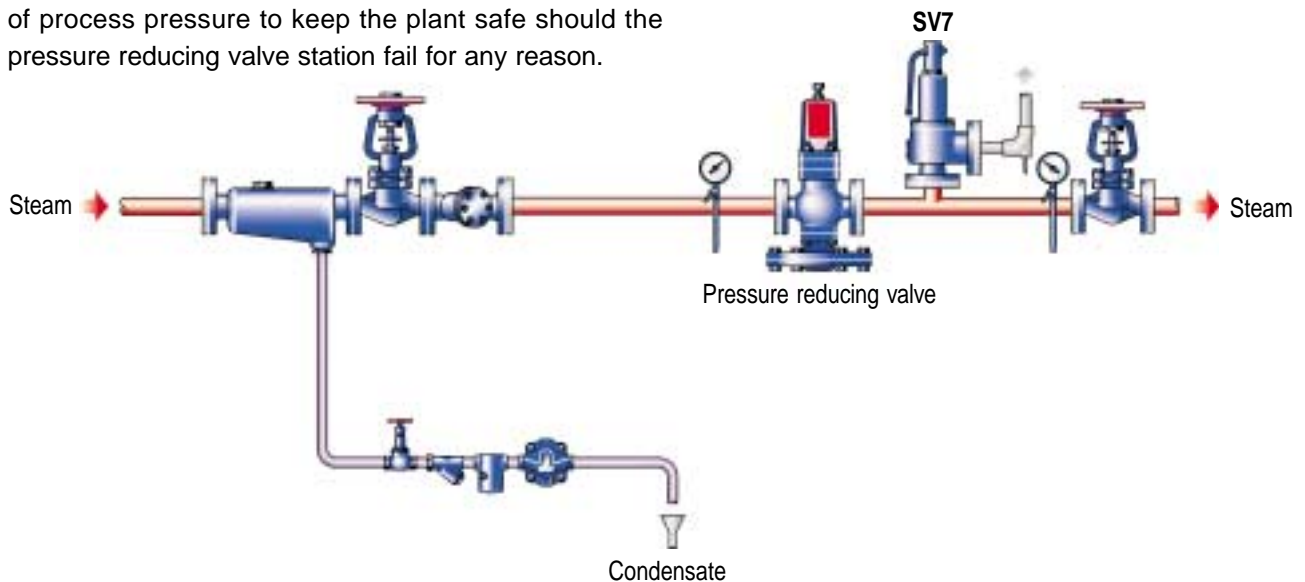


Protecting heat exchangers

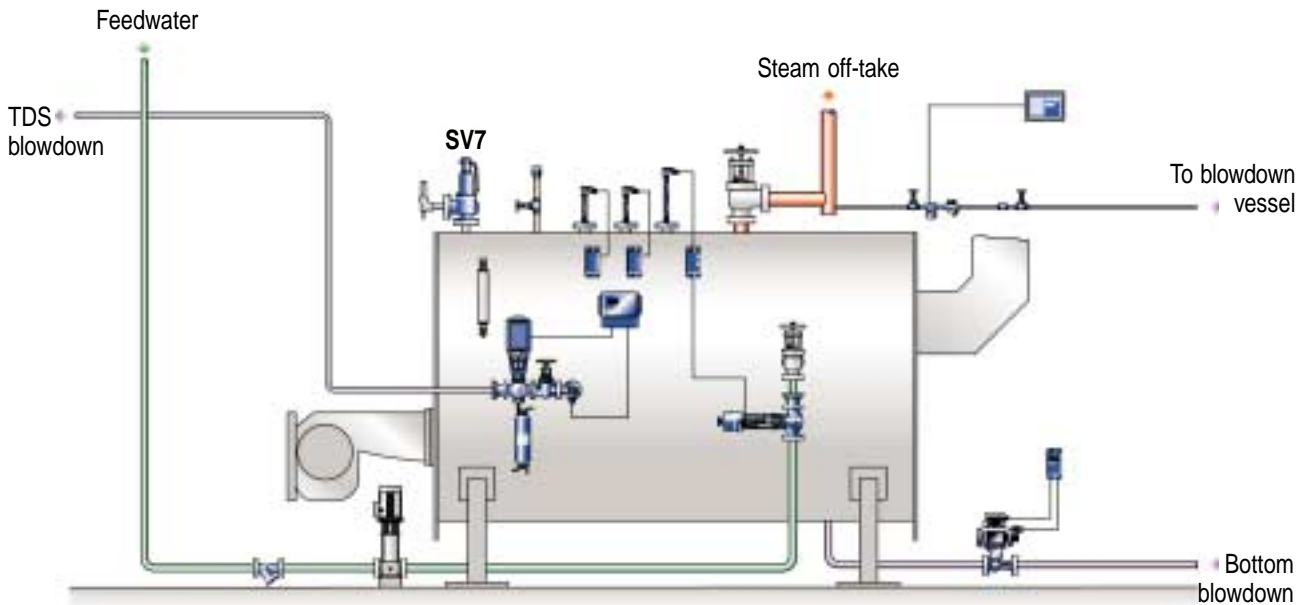
Heat exchangers are at the heart of every process plant. Safety valves protect heat exchangers from the excess of mains distribution pressure.

Pressure reducing valve stations

The downstream safety valve protects the upper limits of process pressure to keep the plant safe should the pressure reducing valve station fail for any reason.



Typical ASME I application



Protecting fired pressure vessels (Boilers)

SV7 is ASME I approved and satisfies National Board requirements for the protection of fired pressure vessels (boilers).

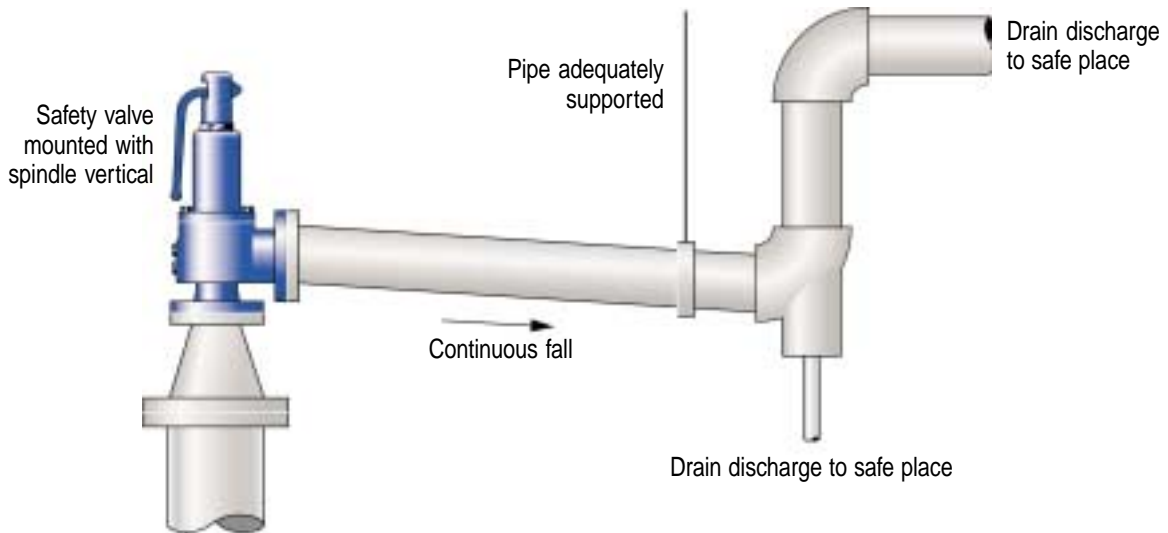
Other Spirax Sarco safety valve applications:

- air service • autoclaves • chemical plants
- compressors • continuous bypass duty • critical blowdown
- food industry • heat exchangers • heating and ventilation industry
- pharmaceuticals • pipeline protection • pressure vessels • pulp and paper mills
- receiver protection • refineries • steam boilers • steam processing equipment
- steam service receivers and storage vessels • steam thermal expansion relief tanks
- variable backpressures • vessel protection

Installation, operation and maintenance

Planning your installation - Install the SV7 safety valve upright with the spindle vertical.

ASME Section I models must be connected to the boiler independent of any other connection and as close to the boiler or normal steam flow path as possible without unnecessary intervening pipe or fittings. Any intervening pipe or fitting should not be longer than the face-to-face dimension of the corresponding tee fitting of the same diameter and pressure rating.



Safety valves for ASME Section VIII service, intended for use on compressible fluids should be connected directly to the pipeline or vessel they are protecting and where relevant, in the vapour space above any contained liquid. Note: stop valves are not permitted between the vessel and safety valve nor the discharge to atmosphere except per ASME Section VIII UG- 135 (e).

Discharge lines from the safety valve shall be at least the same size as the valve outlet and as short and direct as possible. Discharge lines shall prevent liquid from collecting in the discharge side of the valve and must be directed to a safe discharge area. The valve body drain and vent holes must not be plugged. Consider both the weight of the discharge pipe and the reaction forces generated by discharging. Adequately supported discharge piping relieves stress on the safety valve. (A drip pan elbow is an ideal choice).

Remember to free the valve of all packaging materials and remove dirt, sediment, and scale from mounting flanges and nozzles prior to installation. The use of proper handling equipment will prevent damage to the flange facings or misalignment of internal components caused by rough handling. Do not use the test lever to hoist the valve during installation. **Note:** These are general guidelines only, and it is the responsibility of the user to ensure the installation is in accordance with the Installation and Maintenance Instructions provided with the product, ASME Code, and jurisdictional requirements, including the European Pressure Equipment Directive.

Scheduled maintenance

The SV7 series safety valves are 100% tested and then sealed to prevent unauthorized adjustment or repair.

All warranties are void if the seal is broken.

Safety valves should be inspected regularly to assure continued safe operation and long service life. A visual inspection is recommended at two month intervals while in service, followed by a complete pressure test at least once per year. Pressure testing prior to decommissioning the boiler or system is suggested so that needed service or repairs can be made if required.

These valves can be operated manually by means of the test lever when the system pressure is at least 75% of set pressure, or the system pressure may be increased until the safety valve operates.

Any safety valve that fails to open at the name-plate set pressure or fails to open or close properly must be removed from the vessel for replacement or repair. **Do not attempt to stop leakage by compressing the spring or gagging the valve!** For resetting, adjustment, or repairs contact Spirax Sarco.

Technical information

Description

The SV73 and SV74 safety valves from Spirax Sarco are built in conformance to Section I and VIII of the ASME boiler and pressure vessel code. The SV73 is constructed from cast iron and the SV74 is constructed from carbon steel and complies with the requirements of API 526 - Flanged Steel Relief Valves, both valves having a stainless steel trim. They are primarily intended for use on power boilers and unfired pressure vessels where ASME Section I and VIII stamped valves are required.

Note: See page 12 for dimensions, weights and orifice sizes.



Sizes and pipe connections (Inlet x Outlet)

SV73	1½" x 2½" Screwed female NPT	to	3" x 4" Screwed female NPT
	1½" x 2½" Flanged ANSI class 250	to	3" x 4" Screwed female NPT
	3" x 4" Flanged ANSI class 250	to	6" x 8" Flanged ANSI class 125
SV74	1½" x 2" Flanged ANSI class 300	to	6" x 8" Flanged ANSI class 150

Limiting conditions for steam and air service

SV73	Maximum operating pressure	250 psi g	(17 bar g)
	Maximum operating temperature	406°F	(208°C)
SV74	Maximum operating pressure	300 psi g	(20.7 bar g)
	Maximum operating temperature	750°F	(400°C)

Materials of construction

SV73	Body	Cast iron	ASTM A126 Class B
	Seat	Stainless steel	ASTM A351 Grade CF8
	Bonnet	Cast iron	ASTM A126 Class B
	Cap	Cast iron	ASTM A126 Class B
	Disc	Stainless steel	ASTM A217 CA15
SV74	Body	Carbon steel	ASTM A216 Gr. WCB
	Seat	Stainless steel	ASTM A479 Type 304
	Bonnet	Carbon steel	ASTM 216 Gr. WCB
	Cap	Cast iron	ASTM A126 Class B
	Disc	Stainless steel	ASTM A217 CA15

ASME performance summary

SV7	Overpressure	Blowdown
Set in accordance with ASME I	3%	4%
Set in accordance with ASME VIII	10%	7%

SV7 Steam capacities (Real flow lb/h 3%)

lb/h steam, 90% of actual capacity at 3% accumulation in accordance with ASME Code, Section I.

SV73

SV74

Orifice	F	G	H	J	K	L	M	N	P	Q	R
Area in ²	0.328	0.537	0.841	1.374	1.968	3.054	3.846	4.633	6.830	11.811	17.123
Set pressure psi g	Real flow lb/h 3%										
15	460	754	1 180	1 925	2 756	4 280	5 387	6 492	9 569	16 547	23 989
20	532	873	1 366	2 229	3 191	4 955	6 237	7 516	11 078	19 157	27 773
25	605	992	1 552	2 532	3 625	5 630	7 086	8 540	12 587	21 767	31 557
30	677	1 110	1 738	2 836	4 060	6 305	7 936	9 564	14 097	24 377	35 341
35	750	1 229	1 924	3 140	4 495	6 980	8 786	10 588	15 606	26 987	39 125
40	822	1 348	2 110	3 443	4 929	7 656	9 635	11 612	17 115	29 597	42 908
45	895	1 467	2 296	3 747	5 364	8 331	10 485	12 636	18 625	32 207	46 692
50	967	1 586	2 482	4 050	5 799	9 006	11 335	13 660	20 134	34 817	50 476
55	1 039	1 705	2 668	4 354	6 233	9 681	12 184	14 684	21 643	37 427	54 260
60	1 112	1 824	2 854	4 658	6 668	10 356	13 034	15 708	23 152	40 037	58 044
65	1 184	1 943	3 040	4 961	7 102	11 031	13 884	16 732	24 662	42 647	61 827
70	1 258	2 064	3 230	5 271	7 546	11 720	14 750	17 777	26 201	45 309	65 687
75	1 333	2 186	3 422	5 584	7 994	12 415	15 625	18 832	27 756	47 997	69 584
80	1 408	2 309	3 613	5 896	8 441	13 110	16 500	19 886	29 310	50 686	73 482
85	1 482	2 431	3 805	6 209	8 889	13 806	17 376	20 941	30 865	53 374	77 379
90	1 557	2 554	3 997	6 522	9 337	14 501	18 251	21 996	32 419	56 062	81 276
95	1 632	2 676	4 188	6 835	9 784	15 196	19 126	23 051	33 974	58 750	85 173
100	1 706	2 799	4 380	7 147	10 232	15 892	20 001	24 105	35 529	61 439	89 071
105	1 781	2 921	4 572	7 460	10 680	16 587	20 876	25 160	37 083	64 127	92 968
110	1 856	3 044	4 763	7 773	11 127	17 282	21 751	26 215	38 638	66 815	96 865
115	1 930	3 166	4 955	8 086	11 575	17 978	22 627	27 270	40 192	69 504	100 763
120	2 005	3 288	5 147	8 398	12 023	18 673	23 502	28 324	41 747	72 192	104 660
125	2 080	3 411	5 338	8 711	12 471	19 368	24 377	29 379	43 301	74 880	108 557
130	2 154	3 533	5 530	9 024	12 918	20 064	25 252	30 434	44 856	77 568	112 455
135	2 229	3 656	5 722	9 337	13 366	20 759	26 127	31 488	46 410	80 257	116 352
140	2 304	3 778	5 913	9 649	13 814	21 454	27 002	32 543	47 965	82 945	120 249
145	2 378	3 901	6 105	9 962	14 261	22 150	27 877	33 598	49 520	85 633	124 147
150	2 453	4 023	6 296	10 275	14 709	22 845	28 753	34 653	51 074	88 321	128 044
155	2 528	4 146	6 488	10 587	15 157	23 540	29 628	35 707	52 629	91 010	131 941
160	2 602	4 268	6 680	10 906	15 605	24 236	30 503	36 762	54 183	93 698	135 839
165	2 677	4 391	6 871	11 213	16 052	24 931	31 378	37 817	55 738	96 386	139 736
170	2 751	4 513	7 063	11 526	16 500	25 626	32 253	38 872	57 292	99 074	143 633
175	2 826	4 635	7 255	11 838	16 948	26 322	33 128	39 926	58 847	101 763	147 531
180	2 901	4 758	7 446	12 151	17 395	27 017	34 003	40 981	60 401	104 451	151 428
185	2 975	4 880	7 638	12 464	17 843	27 712	34 879	42 036	61 956	107 139	155 325
190	3 050	5 003	7 830	12 777	18 291	28 408	35 754	43 090	63 511	109 828	159 222
195	3 125	5 125	8 021	13 089	18 738	29 103	36 629	44 145	65 065	112 516	163 120
200	3 199	5 248	8 213	13 402	19 186	29 798	37 504	45 200	66 620	115 204	167 017
210	3 349	5 493	8 596	14 028	20 082	31 189	39 254	47 309	69 729	120 581	174 812
220	3 498	5 738	8 980	14 653	20 977	32 580	41 005	49 419	72 838	125 957	182 606
230	3 647	5 982	9 363	15 278	21 872	33 970	42 755	51 528	75 947	131 334	190 401
240	3 797	6 227	9 746	15 904	22 768	35 361	44 505	53 638	79 056	136 710	198 196
250	3 946	6 472	10 129	16 529	23 663	36 752	46 256	55 747	82 165	142 087	205 990
260	4 095	6 717	10 513	17 155	24 559	38 143	48 006	57 857	85 274	147 463	
270	4 245	6 962	10 896	17 780	25 454	39 533	49 756	59 966	88 383	152 840	
280	4 394	7 207	11 279	18 406	26 349	40 924	51 506	62 076	91 493	158 216	
290	4 543	7 452	11 663	19 031	27 245	42 315	53 257	64 185	94 602	163 593	
300	4 693	7 697	12 046	19 657	28 140	43 705	55 007	66 295	97 711	168 969	

SV74
only

SV7 Steam capacities (Real flow lb/h 10%)

lb/h steam, 90% of actual capacity at 10% accumulation in accordance with ASME Code, Section VIII.

SV73

SV74

Orifice	F	G	H	J	K	L	M	N	P	Q	R
Area in ²	0.328	0.537	0.841	1.374	1.968	3.054	3.846	4.633	6.830	11.811	17.123
Set pressure psi g	Real flow lb/h 10%										
15	474	778	1 217	1 986	2 843	4 415	5 557	6 697	9 871	17 069	24 746
20	547	897	1 403	2 289	3 277	5 090	6 407	7 721	11 380	19 679	28 530
25	619	1 015	1 589	2 593	3 712	5 765	7 256	8 745	12 889	22 289	32 314
30	692	1 134	1 775	2 897	4 147	6 440	8 106	9 769	14 399	24 899	36 098
35	771	1 265	1 980	3 231	4 625	7 183	9 040	10 896	16 059	27 770	40 260
40	851	1 396	2 184	3 565	5 103	7 926	9 975	12 022	17 719	30 641	44 422
45	931	1 527	2 389	3 899	5 581	8 668	10 910	13 148	19 379	33 512	48 584
50	1 010	1 657	2 594	4 233	6 059	9 411	11 844	14 275	21 039	36 383	52 746
55	1 090	1 788	2 798	4 567	6 537	10 153	12 779	15 401	22 700	39 254	56 908
60	1 170	1 919	3 003	4 901	7 016	10 896	13 714	16 528	24 360	42 125	61 071
65	1 250	2 050	3 208	5 235	7 494	11 639	14 648	17 654	26 020	44 996	65 233
70	1 329	2 180	3 413	5 569	7 972	12 381	15 583	18 780	27 680	47 867	69 395
75	1 409	2 311	3 617	5 903	8 450	13 124	16 517	19 907	29 340	50 738	73 557
80	1 489	2 442	3 822	6 237	8 928	13 866	17 452	21 033	31 001	53 609	77 719
85	1 589	2 573	4 027	6 571	9 406	14 609	18 387	22 160	32 661	56 480	81 882
90	1 648	2 704	4 231	6 904	9 884	15 352	19 321	23 286	34 321	59 351	86 044
95	1 728	2 834	4 436	7 238	10 362	16 094	15 352	24 413	35 981	62 222	90 206
100	1 808	2 965	4 641	7 572	10 841	16 837	21 191	25 539	37 641	65 093	94 368
105	1 887	3 096	4 845	7 906	11 319	17 579	22 125	26 665	39 302	67 964	98 530
110	1 967	3 227	5 050	8 240	11 797	18 322	23 060	27 792	40 962	70 835	102 692
115	2 047	3 357	5 255	8 574	12 275	19 065	23 994	28 918	42 622	73 706	106 855
120	2 127	3 488	5 459	8 908	12 753	19 807	24 929	30 045	44 282	76 577	111 017
125	2 206	3 619	5 664	9 242	13 231	20 550	25 864	31 171	45 943	79 448	115 179
130	2 286	3 750	5 869	9 576	13 709	21 292	26 798	32 297	47 603	82 318	119 341
135	2 366	3 881	6 073	9 910	14 188	22 035	27 733	33 424	49 263	85 189	123 503
140	2 446	4 011	6 278	10 244	14 666	22 778	28 668	34 550	50 923	88 060	127 666
145	2 525	4 142	6 483	10 578	15 144	23 520	29 602	35 677	52 583	90 931	131 828
150	2 605	4 273	6 687	10 912	15 622	24 263	30 537	36 803	54 244	93 802	135 990
155	2 685	4 404	6 892	11 246	16 100	25 005	31 471	37 929	55 904	96 673	140 152
160	2 765	4 534	7 097	11 580	16 578	25 748	32 406	39 056	57 564	99 544	144 314
165	2 844	4 665	7 301	11 914	17 056	26 491	33 341	40 182	59 224	102 415	148 476
170	2 924	4 796	7 506	12 248	17 534	27 233	34 275	41 309	60 884	105 286	152 639
175	3 004	4 927	7 711	12 582	18 013	27 976	35 210	42 435	62 545	108 157	156 801
180	3 083	5 058	7 915	12 916	18 491	28 718	36 145	43 562	64 205	111 028	160 963
185	3 163	5 188	8 120	13 250	18 969	29 461	37 079	44 688	65 865	113 899	165 125
190	3 243	5 319	8 325	13 584	19 447	30 203	38 014	45 814	67 525	116 770	169 287
195	3 323	5 450	8 529	13 918	19 925	30 946	38 948	46 941	69 185	119 641	173 450
200	3 402	5 581	8 734	14 252	20 403	31 689	39 883	48 067	70 846	122 512	177 612
210	3 562	5 842	9 134	14 920	21 359	33 174	41 752	50 320	74 166	128 254	185 936
220	3 721	6 104	9 553	15 588	22 316	34 659	43 622	52 573	77 486	133 996	194 260
230	3 881	6 365	9 962	16 256	23 272	36 144	45 491	54 826	80 807	139 738	202 585
240	4 040	6 627	10 371	16 924	24 228	37 629	47 360	57 078	84 127	145 480	210 909
250	4 200	6 888	10 781	17 592	25 184	39 115	49 229	59 331	87 448	151 222	219 234
260	4 359	7 150	11 190	18 260	26 141	40 600	51 099	61 584	90 768	156 964	
270	4 519	7 411	11 599	18 928	27 097	42 085	52 968	63 837	94 088	162 706	
280	4 678	7 673	12 009	19 596	28 053	43 570	54 837	66 090	97 409	168 447	
290	4 837	7 935	12 418	20 264	29 010	45 055	56 706	68 343	100 729	174 189	
300	4 997	8 196	12 827	20 932	29 966	46 541	58 507	70 595	104 050	179 931	

SV74
only

Specifying the SV7 safety valve

- **Check suitability of the application:**

The SV7 is perfectly suited for use with saturated or superheated steam, air or inert industrial gases. Typical applications include boilers (fired pressure vessels) and more general, unfired pressure vessel duties including heat exchanger protection, downstream of pressure reducing valves and within condensate return systems.

The SV7 range is fully compliant with the requirements of the European Pressure Equipment Directive 97/23/EC. It can therefore be used in place of safety valves designed to European standards. The valve offers the ability to operate closer to working pressures because finer limits on overpressure and blowdown can be applied.

- **Check material compatibility and pressure/temperature limits:**

Ensure materials of construction are compatible with the selected media: Cast iron for SV73, carbon steel for SV74 and that pressure and temperature requirements are within the capability of the valve.

- **Specify operating characteristic:**

For steam boilers (fired pressure vessels) ASME I setting is appropriate (mandatory in USA and Canada) and for most other duties (unfired pressure vessels) ASME VIII setting would be specified.

- **Specify connection type:**

Screwed NPT or flanged ANSI 250 inlet and outlet for SV73, ANSI 300 inlet and ANSI 150 outlet for SV74.

Sizing the SV7 safety valve



- **Establish the maximum flowrate:**

This value must be the maximum possible for the system, for example at full boiler load or maximum possible valve capacity.

- **Establish the set pressure:**

The set pressure must be low enough to ensure that the maximum allowable accumulated pressure of the boiler, vessel or system it is protecting is not exceeded.

The set pressure must be high enough to ensure that there is sufficient margin above the normal system operating pressure to allow the valve to close. However, it must be no higher than the maximum allowable working pressure of the system. For safety valves used downstream of pressure reducing valves it is essential to establish the pressure at no load since this may be significantly higher than the working pressure for a direct acting type reducing valve.

Unless operational considerations dictate otherwise, the safety valve set pressure should always be significantly above the system operating pressure with plenty of margin allowed for blowdown. There is sometimes a temptation to set a safety valve just above the normal operating pressure, which can lead to poor shut-off and nuisance operation.

- **Select a suitable size safety valve:**

Once the type of valve, required flow, and set pressure are established, the correct size valve can be selected. For media such as steam and air, published capacity charts are usually quite sufficient to select the correct size safety valve. That is one whose capacity just exceeds the required capacity at the desired overpressure. Where sizing charts are not available or do not cater to the particular fluid or conditions, then the minimum required flow area will need to be calculated and a valve with a larger flow area chosen.

SV7 safety valve selection guide

To simplify the selection of a Spirax Sarco safety valve(s), use the following product nomenclature system:

Example

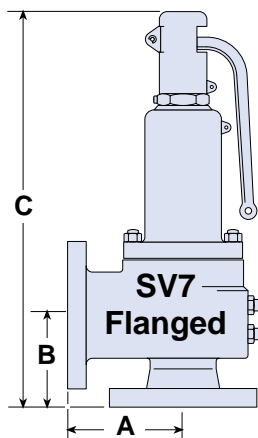
Series	SV7	SV7				
Body material	3 = Cast iron	3				
	4 = Carbon steel					
ASME approval	V = ASME Code Section I UV = ASME Code Section VIII	V				
Valve size (inlet x outlet) and connection	A = 1½" NPT x 2½" NPT B = 2" NPT x 3" NPT C = 2½" NPT x 4" NPT D = 3" NPT x 4" NPT E = 1½" ANSI 250 x 2½" NPT F = 2" ANSI 250 x 2½" NPT G = 2" ANSI 250 x 3" NPT H = 2½" ANSI 250 x 3" NPT I = 2½" ANSI 250 x 4" NPT J = 3" ANSI 250 x 4" NPT L = 3" ANSI 250 x 4" ANSI 125 N = 4" ANSI 250 x 6" ANSI 125 Q = 6" ANSI 250 x 8" ANSI 125	SV73	A			
	S = 1½" ANSI 300 x 2" ANSI 150 T = 1½" ANSI 300 x 2½" ANSI 150 U = 2" ANSI 300 x 3" ANSI 150 V = 2½" ANSI 300 x 4" ANSI 150 W = 3" ANSI 300 x 4" ANSI 150 X = 4" ANSI 300 x 6" ANSI 150 Y = 6" ANSI 300 x 8" ANSI 150	SV74				
Orifice area in²	F = 0.328 G = 0.537 H = 0.841	SV74	J			
	J = 1.374 K = 1.968 L = 3.054 M = 3.846 N = 4.633 P = 6.830 Q = 11.811 R = 17.123			SV73		
Set pressure	Specify set pressure from 5 psi g up 250 psi g.	15 psi g				
Selection example	SV7	3	V	A	J	15 psi g

How to order

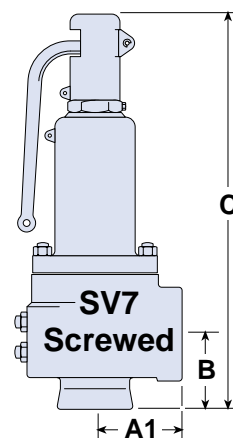
Example: 1 off Spirax Sarco safety valve SV73 - V - AJ having a set pressure of 15 psi g

Dimensions, weights and orifice sizes

(approximate) in inches (mm) and lbs (kg)



Actual orifice area sizes in ²	
F = 0.328	SV74
G = 0.537	
H = 0.841	SV73
J = 1.374	
K = 1.968	
L = 3.054	
M = 3.846	
N = 4.633	
P = 6.830	
Q = 11.811	
R = 17.123	



SV73

Valve inlet size	Valve inlet connection	Valve outlet size	Valve outlet connection	Orifice	A inches (mm)	A1 inches (mm)	B inches (mm)	C inches (mm)	Weight lbs (kg)
1½"	NPT	2½"	NPT	J	-	3.5 (89)	4.3 (109)	15.8 (401)	33.0 (15)
2"	NPT	3"	NPT	K	-	4.0 (102)	4.6 (117)	17.1 (434)	46.0 (21)
2½"	NPT	4"	NPT	L	-	4.6 (117)	5.5 (140)	18.5 (470)	66.0 (30)
3"	NPT	4"	NPT	M	-	5.1 (130)	5.6 (142)	24.3 (617)	93.0 (42)
1½"	ANSI 250	2½"	NPT	J	-	3.5 (89)	4.3 (109)	15.8 (401)	37.5 (17)
2"	ANSI 250	2½"	NPT	J	-	3.5 (89)	4.3 (109)	15.8 (401)	40.0 (18)
2"	ANSI 250	3"	NPT	K	-	4.0 (102)	4.6 (117)	17.1 (434)	49.0 (22)
2½"	ANSI 250	3"	NPT	K	-	4.0 (102)	4.6 (117)	17.1 (434)	51.0 (23)
2½"	ANSI 250	4"	NPT	L	-	4.6 (117)	5.5 (140)	19.5 (495)	71.0 (32)
3"	ANSI 250	4"	NPT	L	-	4.6 (117)	5.5 (140)	19.5 (495)	73.0 (33)
3"	ANSI 250	4"	NPT	M	-	5.1 (130)	5.4 (137)	24.3 (617)	101.0 (46)
3"	ANSI 250	4"	ANSI 125	L	5.5 (140)	-	5.5 (140)	19.5 (495)	81.5 (37)
3"	ANSI 250	4"	ANSI 125	M	5.5 (140)	-	5.4 (137)	24.3 (617)	110.0 (50)
4"	ANSI 250	6"	ANSI 125	N	7.1 (180)	-	6.8 (173)	26.5 (673)	187.0 (85)
4"	ANSI 250	6"	ANSI 125	P	7.1 (180)	-	6.8 (173)	28.5 (724)	196.0 (89)
6"	ANSI 250	8"	ANSI 125	Q	9.3 (236)	-	9.3 (236)	34.5 (876)	355.0 (161)
6"	ANSI 250	8"	ANSI 125	R	10.0 (254)	-	10.9 (277)	43.9 (1115)	595.0 (270)

SV74

Valve inlet size	Valve inlet connection	Valve outlet size	Valve outlet connection	Orifice	A inches (mm)	B inches (mm)	C inches (mm)	Weight lbs (kg)
1½"	ANSI 300	2"	ANSI 150	F	4.25 (108)	4.5 (114)	15.7 (385)	31.0 (14)
1½"	ANSI 300	2"	ANSI 150	G	4.25 (108)	4.5 (114)	15.7 (385)	31.0 (14)
1½"	ANSI 300	2½"	ANSI 150	H	4.90 (124)	4.8 (121)	16.2 (412)	46.0 (21)
1½"	ANSI 300	2½"	ANSI 150	J	4.90 (124)	4.8 (121)	16.2 (412)	46.0 (21)
2"	ANSI 300	3"	ANSI 150	K	5.60 (143)	5.1 (133)	18.5 (469)	62.0 (28)
2½"	ANSI 300	4"	ANSI 150	L	6.40 (162)	6.1 (156)	20.1 (510)	90.0 (41)
3"	ANSI 300	4"	ANSI 150	M	6.50 (165)	6.5 (165)	25.0 (634)	117.0 (53)
4"	ANSI 300	6"	ANSI 150	N	7.50 (191)	7.2 (184)	26.7 (677)	198.0 (90)
4"	ANSI 300	6"	ANSI 150	P	8.30 (210)	7.1 (181)	28.7 (730)	212.0 (96)
6"	ANSI 300	8"	ANSI 150	Q	9.40 (238)	9.9 (251)	34.8 (883)	384.0 (174)

Some of the products may not be available in certain markets.

Spirax-Sarco Limited, Charlton House,
Cheltenham, Gloucestershire, GL53 8ER UK.
Tel: +44 (0)1242 521361 Fax: +44 (0)1242 573342
E-mail: Enquiries@SpiraxSarco.com
Internet: www.SpiraxSarco.com

© Copyright 2002 Spirax Sarco is a registered trademark of Spirax-Sarco Limited

spirax sarco

SB-S13-47

CH Issue 1

SV7