



Cert. No. LRQ 0963008

ISO 9001

## FT450 볼후로트식 스팀트랩 (3/4" ~ 2")

### ● 개요

가  
가 가

### ● 구경 및 배관연결방법

3/4", 1", 1 1/2", 2" NPT,  
ANSI 150, 300, 600

### ● 사용조건

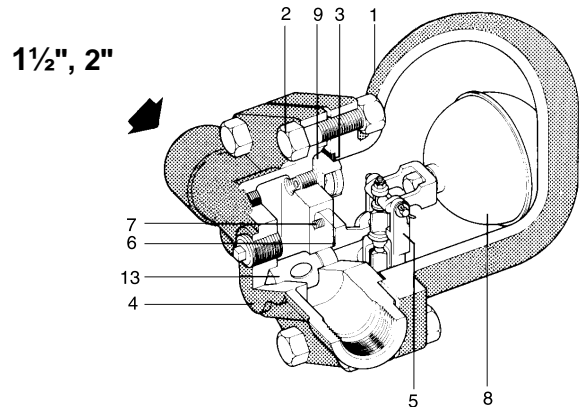
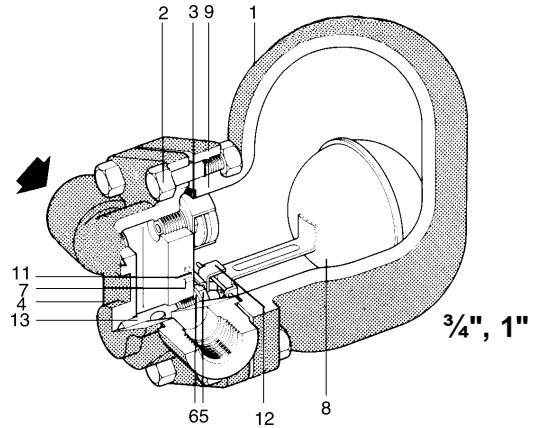
최고허용압력(PMA)	38 °C까지 51 bar g 254 °C까지 42 bar g 400 °C까지 35 bar g
최고허용온도(TMA)	400 °C(0~35 bar g)

### 최고사용차압(ΔPMX)

구경	FT450-4.5	FT450-10	FT450-14	FT450-21	FT450-32
3/4", 1"	4.5 bar	10 bar	14 bar	21 bar	32 bar
1 1/2", 2"	4.5 bar	10 bar	-	21 bar	32 bar

### ● 재 질

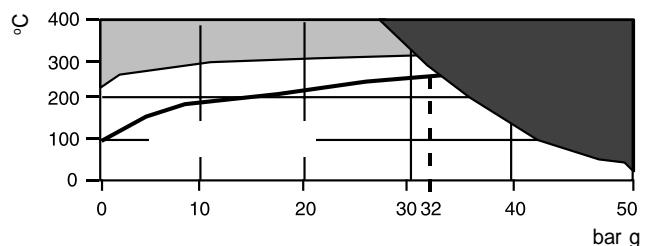
번호부품명	재질	
1 Body	Cast Steel	ASTM A216 WCB
2 Cover Bolts	Alloy Steel	ASTM A 193 B7
Cover Nuts 3/4" & 1"	7/16-14UNC-2A	ASTM A 194 2H
1 1/2" & 2"	5/8-11UNC-2A	
3 Cover Gasket		Exfoliated Graphite
4 Cover	Cast Steel	ASTM A216 WCB
5 Valve Seat(3/4" & 1")	Stainless Steel	ASTM A276 Type 420
Main Valve Assembly	Stainless Steel	AISI 431
w/erosion deflector(1 1/2" & 2")		
6 Valve Seat Gasket	Stainless Steel	ASTM A240 Type 301
(3/4" & 1")		
Main Valve Assy	Stainless Steel	Reinforced Exfoliated Graphite
Gasket 1 1/2" & 2"		
7 Pivot Frame Assy	Stainless Steel	AISI 18.8
Set Screws(3/4" & 1")	10-24 Flister Head	ANSI B 18.6.3
Main Valve Assembly	Steel	
Cap Screws(1 1/2")	1/4"-20	ASTM 276 Type 304
Studs & Nuts(2")	5/16-18	ASTM 276 Type 431 & 304
8 Ball Float & Lever	Stainless Steel	ASTM A240 Type 304
9 Air Vent Assembly	Standard Stainless Steel	
9A Optional Bimetal	Corrosion Resistant Bimetal and Stainless Steel	RAU Type RR
10 Air Vent Seat Gasket	Stainless Steel	ASTM A240 Type 301
11 Support Frame	Stainless Steel	ASTM A240 Type 304
12 Pivot Frame	Stainless Steel	ASTM A240 Type 304
13 Erosion Deflector	Stainless Steel	ASTM A582 Type 303



### ● 용량표

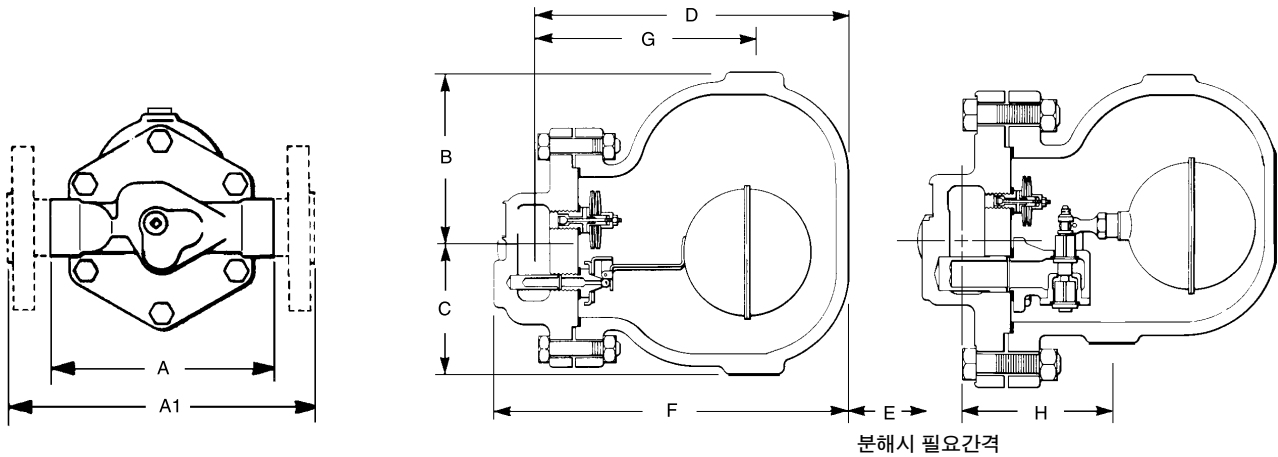
TI - S02 - 36(FT44, FT46, FT47 )

### ● 운전조건범위



가

# FT450 볼후로트식 스팀트랩 (3/4" ~ 2")



● 치수(mm) 및 무게(kg)

구경	A	A1	B	C	D	E	F	G	H	NPT/SW Flg
3/4"	155	255	79	79	163	120	189	102	-	8.2 10.8
1"	165	264	127	97	208	160	234	147	-	12.7 15
1 1/2"	250	356	142	92	250	195	282	163	119	25.0 29.0
2"	300	406*	152	102	255	195	295	152	152	31.0 37.3

\*ANSI 600 419 mm

● 설치방법

가

● 정비부품  
가

정비부품명세

Main Valve Assembly w/Float(3/4" & 1")	A, B, C, D, E, F, G
Main Valve Assembly(1 1/2" & 2)	A, B, D, P
Air Vent Assembly (PMO up to 21 bar)	H, J, L, M, N
Air Vent Assembly (PMO 32 bar)	H, K
Packet of three Complete Gasket sets	B, K, T
Ball Float(1 1/2" & 2")	C

● 정비방법

가

