



Cert. No. LRQ 0963008

ISO 9001

BRV71, BRV73 직동식 감압밸브

● 타 입

BRV71 :

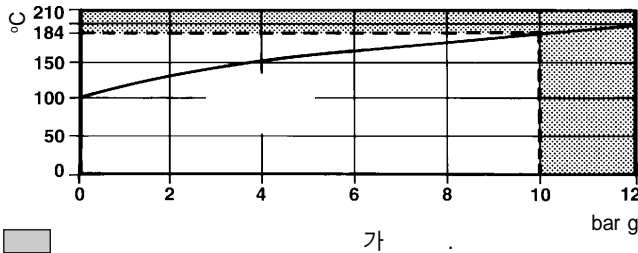
BRV73 :

● 용 도

● 사용조건

- : PN16
- 1 : 10 bar g
- : 24 bar g
- 2 : 9 bar g
- : 0

● 운전조건범위



● 2차측 압력조절범위

- 0.14 / 1.7 bar g
- 1.4 / 4.0 bar g
- 3.5 / 9.0 bar g

(주) 보다 정밀한 제어를 원하는 경우, 허용하는 압력하에서 저압용 스프링을 선택한다.

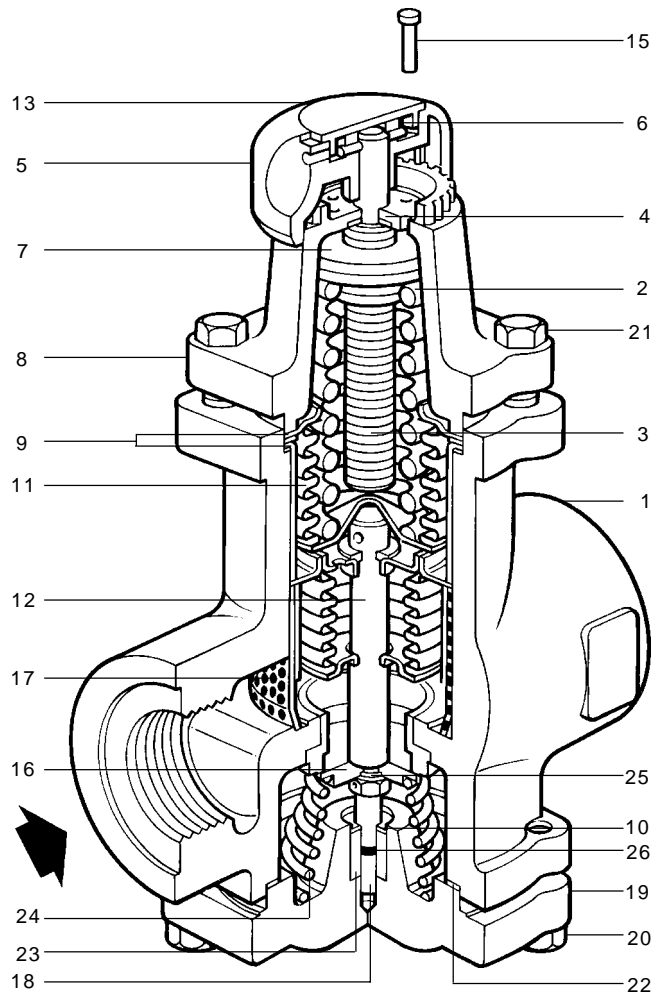
● 구경 및 배관연결방법

BSP/NPT 1", 1½", 1½", 2"

PN16, KS10, ANSI 150 DN25, 32, 40, 50

● 재 질

번호	부품명	재질
1	Body assembly	SG iron DIN 1693 GGG40.3 ELNP coated
2	Pressure adjustment	
	Control spring	Silicon chrome BS 2803 685 A55
3	Adjustment screw	Carbon steel BS970 230 M07
4	Plain washer	Stainless steel Gr.18/10/3-4A
5	Adjustment knob	Mineral filled nylon 66 10B 140
6	Spiral pin	Stainless steel AISI 420 Chrome plated
7	Spring plate	Cast iron DIN 1691 GG20
8	Spring housing	Aluminium 2ELNP coated
9	Upper gasket	Semi-rigid graphite laminated
10	Lower gasket	Semi-rigid graphite laminated
11	Bellows assembly	Stainless steel 316L
12	Bellows/push rod assy.	Stainless steel 316L PTFE 15% graphite fill
13	Printed cap	Polypropylene



번호	부품명	재질
15	Locking pin	Copper
*16	Head	
	(incorporating seal Pt No.27)	Stainless steel BS970 431S29
17	Screen	Stainless steel 316L
18	Lower push rod	Stainless steel BS970 431S29
19	End cap	SG iron DIN 1693 GGG40.3 ELNP coated
20	Screw	Steel, zinc plated BS3692 Gr.8.8
21	Screw	Steel, zinc plated BS3692 Gr.8.8
22	Washer	Stainless steel BS1449 304 515
23	Guide bush	PTFE 15% Graphite filled
24	Return spring	Stainless steel BS2056 316 S42
25	PTFE washer	Virgin PTFE BS6564 Type 2Gr.B
26	'O' ring seal	EPDM E0962-90
*27	Head 'O' ring seal	EDPM E0962-90

* Not shown

BRV71, BRV73 직동식 감압밸브

TI-P210-01
CH Issue 2
(KR 9909)
Q

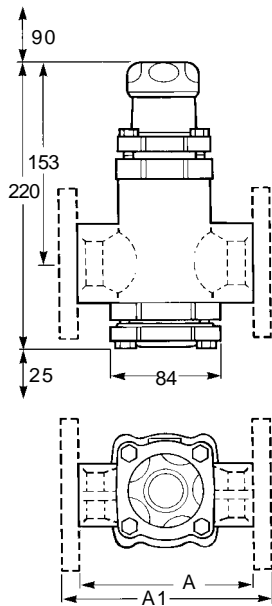
● 용 량

구경(DN)	1"-25	1¼"-32	1½"-40	2"-50
Kvs	6.8	9.5	11.5	15

Cv (UK) = Kv x 0.97 Cv (US) = Kv x 1.17

● 치수(mm) 및 무게(kg)

구경(DN)	치수				무게	
	BSP/NPT 나사식	PN A1	ANSI A1	KS A1	나사식	플랜지식
1" /25	134	174	170	170	4.4	5.9
1¼" /32	134	179	174	175	4.2	7.65
1½" /40	134	186	183	180	4.95	8.55
2" /50	134	186	186	180	4.75	9.40



● 설 치

● 정비부품

가

정비부품

Pressure adjustment *Control spring	
Grey 0.14/1.7 bar g	K,Q
Green 1.4/4.0 bar g	K,Q
Orange 3.5/9.0 bar g	K,Q
*Control bellows - Stainless steel	J
*Bellows pushrod assembly, (Sub Assembly, Head, 'O' rings, Lower push rod and Balancing Bellows)	E,C,H
*Bottom cap	B
*Strainer screen	G
*Set of gaskets	F
*Hex. Head Screw - Spring housing	(Set of 4) L
- Bottom cap	(Set of 4) A
*Return spring	D

*

● 추천조임값

M8 Hex screws	18/24 Nm
M10 hex screws	20/26 Nm

