



Cert. No. LRQ 0963008

ISO 9001

Spiratec R1 및 R12 원격점검단자

● 용도
Spiratec

R12
원격점검단자

TYPE 30
: R1, R12

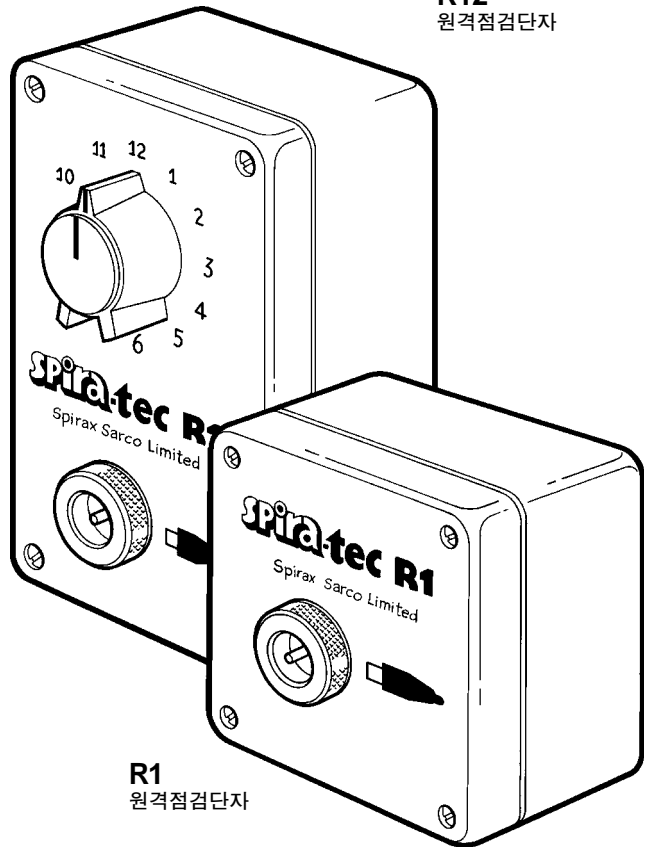
WLS1

모델 종류

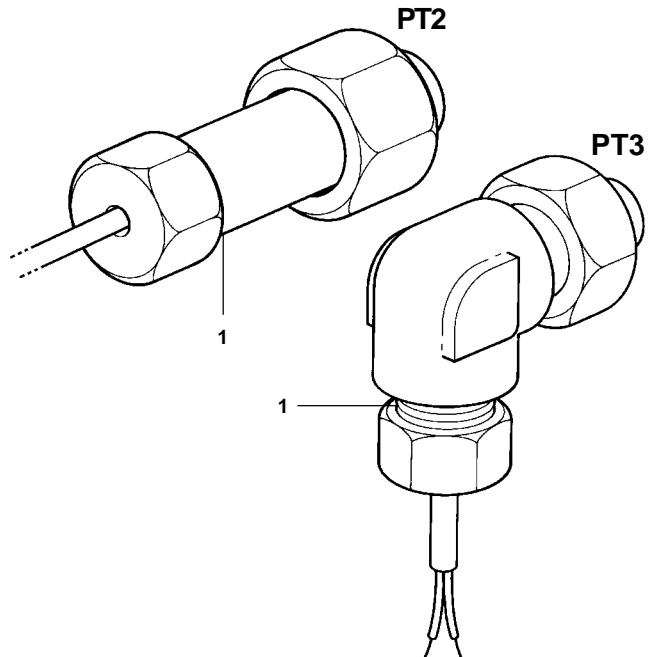
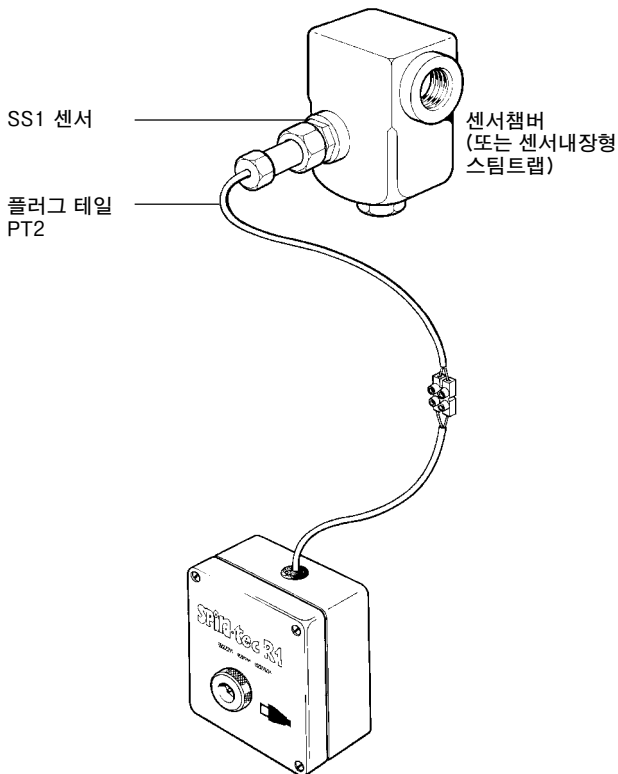
R1	원격점검단자-1개의 센서챔버만 점검
R12	다중원격점검단자-12개의 센서챔버 점검
PT2	청동재질의 직선형 플러그 테일(tail), 기밀도 IP67
PT3	청동재질의 앵글형 플러그 테일(tail), 기밀도 IP67

1.25 m
가

가 (1) M16

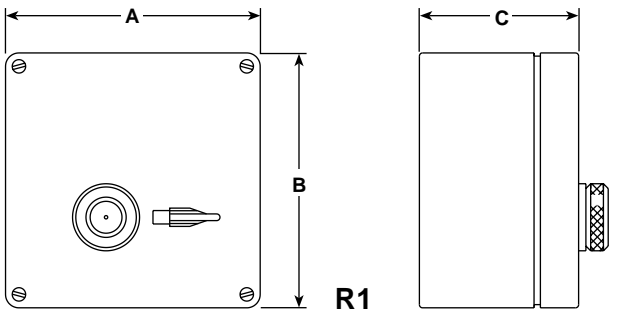


R1
원격점검단자

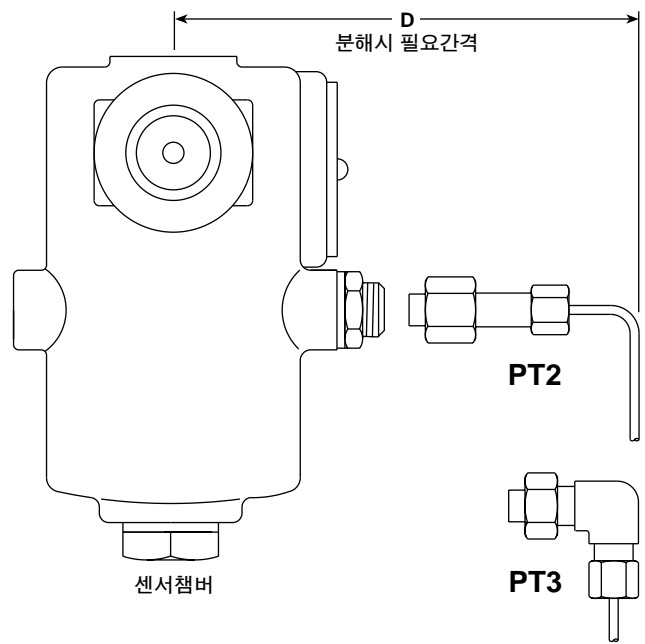
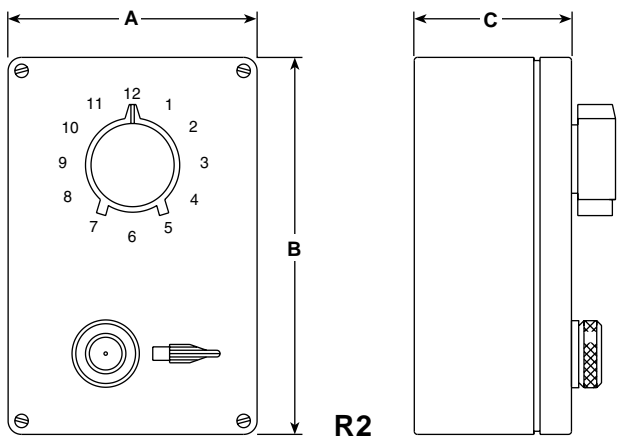


Spiratec R1 및 R12 원격점검단자

● 치수(mm) 및 무게(kg)



모델	A	B	C	무게
R1	82	80	55	0.2
R12	80	120	55	0.3



센서챔버 구경	D (PT2)	D (PT3)
1/2"	135	110
3/4"	135	110
1"	140	115
1 1/2"	185	155
2"	185	155