



Cert. No. LRQ 0963008

ISO 9001

LRV2 물용 감압밸브

● 응용

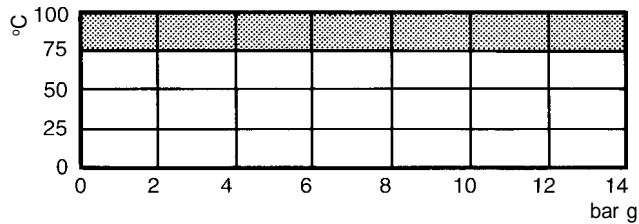
● 모델

LRV2B
LRV2S (316Ti/316L)

● 사용조건

- : PN25
- 1 : 14 bar g
- : 38 bar g
- 2 : 8.6 bar g

● 운전조건범위



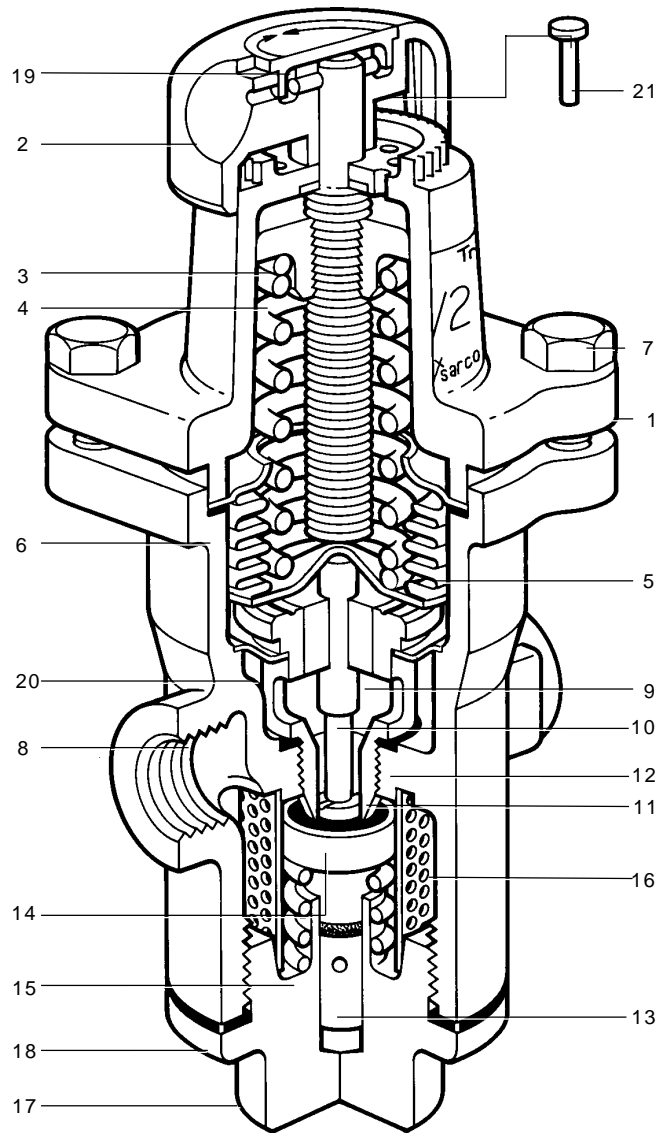
가

● 구경 및 배관연결방법

1/2", 3/4", 1" BSP, NPT

● 재질

번호	부품명	재질
1	Spring housing	Aluminium - Epoxy coated LM 24
2	Adjustment Hand Wheel	Plastic — Polypropylene
3	Top Spring Plate	Cast Iron DIN 1691 GG 20
4	Pressure Adjustment Spring	Silicon Chrome BS 2803 685 A55 Spring Steel Range 2
5	Bellows Assembly BS2872 CZ122	Phosphor bronze/brass (Stainless Steel optional 316Ti/316L)
6	Bellows Assembly Gasket	Reinforced Exfoliated Graphite
7	Spring Housing Bolts	Steel — Zinc plated BS 3692 Gr 8.8 M8 x 25mm
8	Body	Gunmetal BS1400 LG2
9	Guide Bush	Graphite filled PTFE
10	Pushrod	Stainless Steel ASTM A276 316L
11	Valve Seat	Stainless Steel BS 970 431 S29
12	Valve Seat Gasket	Stainless Steel BS 1449 316 S11
13	Piston	Stainless Steel BS970 431 S29
14	Valve Head	Nitrile Rubber
15	Piston Return Spring	Stainless Steel BS2056 Gr302 S26
16	Strainer Screen	Stainless Steel BS 1449 304 S16
17	Cap	Brass BS 2872 CZ 122
18	Cap Gasket	Reinforced Exfoliated Graphite
19	Spring Range ID Plate	Polypropylene
20	Bulkhead Plate	Stainless Steel 316 L
21	Tamperproof Pin	Mild Steel - Copper Plated



● 2차측 압력조절범위

- : 0.35 ~ 1.7 bar g
- : 1.4 ~ 4.0 bar g
- : 3.5 ~ 8.6 bar g

● Kv 값

	1/2"	3/4"	1"
Kv _s	2.1	3.6	4.3

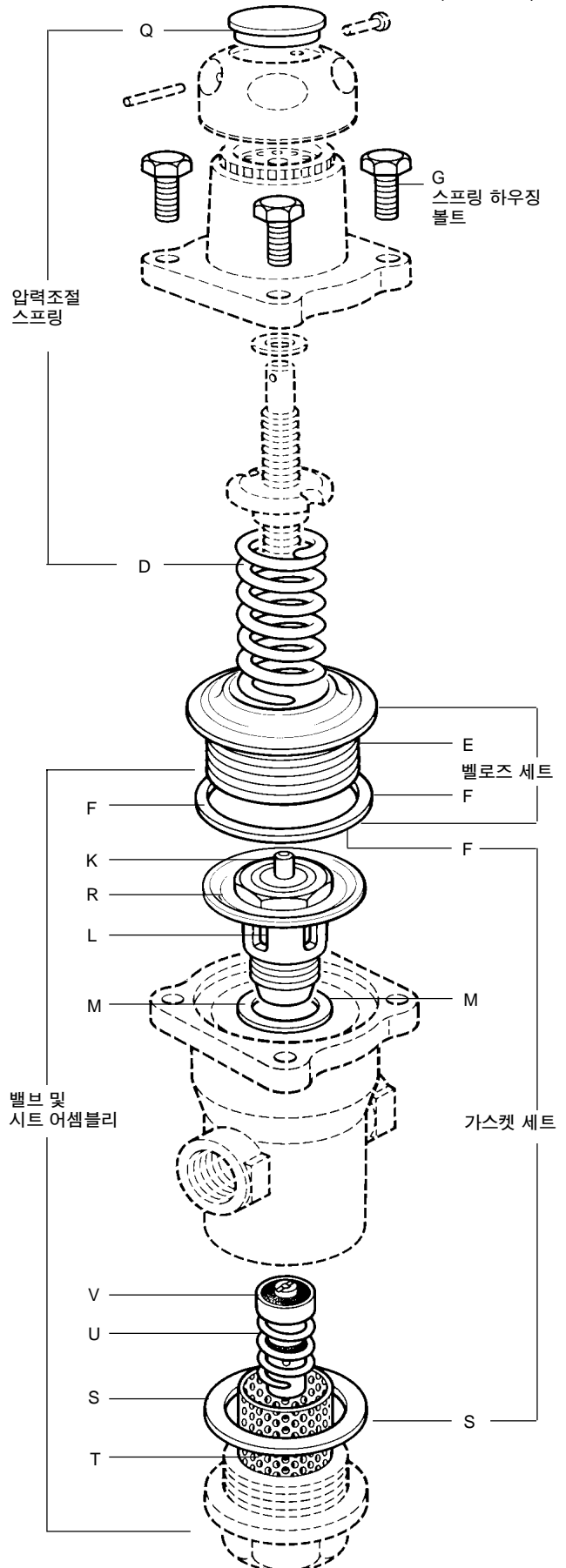
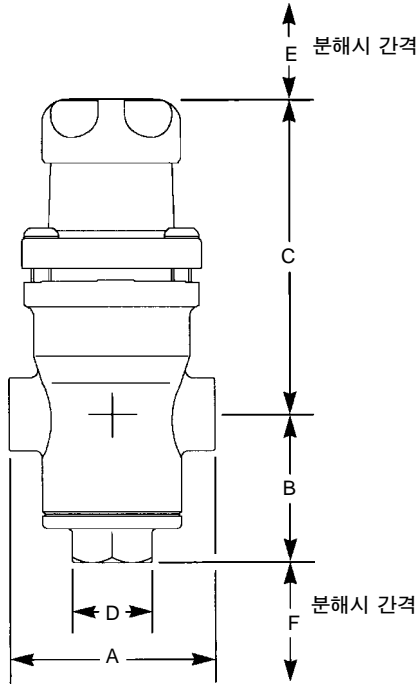
● 설치방법

LRV2 물용 감압밸브

TI-P001-07
CH Issue 2
(KR 9909)

● 치수(mm) 및 무게(kg)

구경	A	B	C	D	분해시 간격 E	무게 F
15	83	62	130	32	25	40
20	96	62	130	32	25	40
25	108	62	130	32	25	40



● 정비부품 가

정비부품명세

* 압력조정 스프링			
회 색	0.35/1.7 bar g		D,Q
녹 색	1.4/4.0 bar g		D,Q
오렌지색	3.5/8.6 bar g		D,Q
* 벨로즈 어셈블리-인청동, 스텐레스 강			
E,F			
* 가스켓 세트			
F,MSG			
* 밸브 및 시트 어셈블리			
1/2"		F,K,R,L,M,V,U,T,S	
3/4" & 1"		F,K,R,L,M,V,U,T,S	
* 가스켓 세트			
F,M,S			
* 스크린			
T			
* 모든 구경에 공통으로 사용			

● 추천조임값

13/15 Nm
65/75 Nm
108/132 Nm