



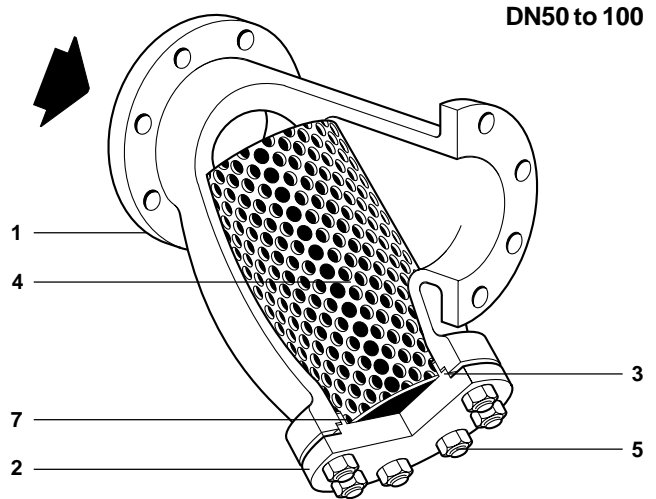
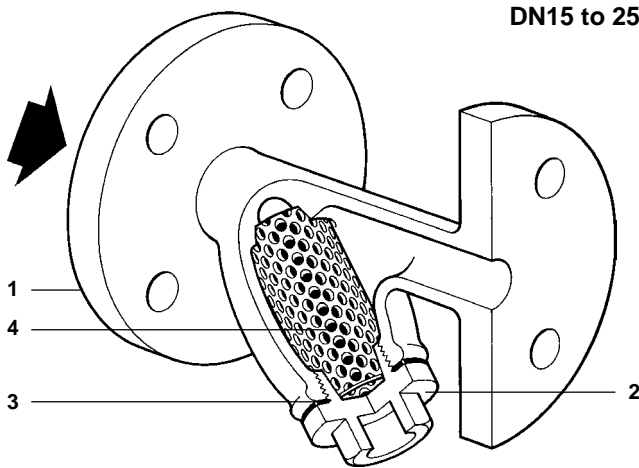
Cert. No. LRQ 0963008

ISO 9001

spirax sarco

TI-P021-01
ST Issue 6

Fig 3 Bronze Strainer



Description

The Fig 3 is a bronze integrally flanged Y-type strainer. The standard stainless steel screen in the DN15 to 80 size range has 0.8 mm perforations, the DN100 has 1.6 mm perforations. Optional mesh and perforation sizes are available as well as monel screens. The strainer cap can be drilled and tapped for blowdown and drain valves if required.

Standards

This product fully complies with the requirements of the European Pressure Equipment Directive 97/23/EC and carries the CE mark when so required.

Certification

This product is available with certification to EN 10204 2.2. **Note:** All certification/inspection requirements must be stated at the time of order placement.

Sizes and pipe connections

DN15, 20, 25, 32, 40, 50, 65, 80 and 100.
Standard flanges:- BS 4504/DIN PN25 and ANSI 150.

Optional extras

Strainer screens

	Perforations	1.6 mm (DN15 to 80)
Stainless steel screen		3.0 mm (DN15 to 100)
	Mesh	40, 100, 200
Monel screen	Perforations	0.8 mm (DN15 to 80)
	Mesh	3.0 mm (DN15 to 100)
		100

Blowdown or drain valve connections

The cap can be drilled to the following sizes to enable a blowdown or drain valve to be fitted at extra cost.

Strainer size	Blowdown valve	Drain valve
DN15 and 20	1/2"	1/2"
DN25	3/4"	3/4"
DN32 and 40	1"	3/4"
DN50	1 1/4"	3/4"
DN65 and 80	1 1/2"	3/4"
DN100	2"	3/4"

Materials

No.	Part	Material
1	Body	Bronze EN 1982 CC491K
2	Cap	DN15 to 25 Brass EN 12165 CW617N
		DN32 to 100 Bronze EN 1982 CC491K
3	Cap gasket	Reinforced exfoliated graphite
4	Strainer screen	Stainless steel 316L
5	Cap bolts	DN32 Carbon steel BS 4439 Gr. 8.8
		DN40 Carbon steel BS 1768 Gr. S
6	Cap studs	DN50 to 100 Carbon steel BS 2693 - R
		DN50 to 100 Carbon steel BS 1768 - 1
7	Screen rods	DN100 Brass BS 2874 CZ 121

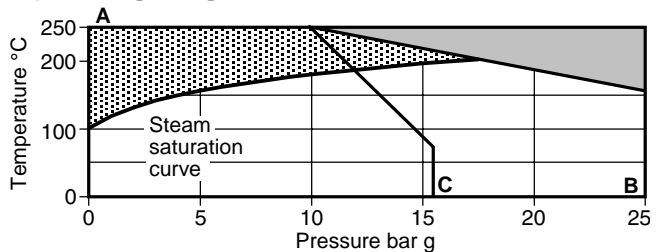
Limiting conditions (ISO 6552)

Body design conditions	PN25
PMA - Maximum allowable pressure	25 bar g
TMA - Maximum allowable temperature	250°C
Minimum operating temperature	0°C

Designed for a maximum cold hydraulic test pressure of 38 bar g

Special testing to allow lower temperature operation can be provided at extra cost. Consult Spirax Sarco.

Operating range



This product must not be used in this region.

For use in this region the castings may be resin impregnated to MIL/276 and DEF 03 - 1/2 standards.

A - B Flanged BS 4504/DIN PN25 A - C Flanged ANSI 150

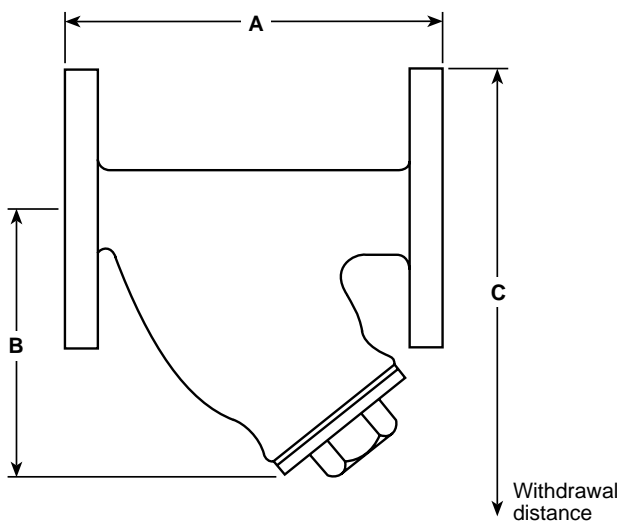
Kv values

Size	DN15	DN20	DN25	DN32	DN40	DN50	DN65	DN80	DN100
Perforations 0.8, 1.6 and 3 mm	6.0	11	19	27	41	64	103	165	268
Mesh 40 and 100	6.0	11	19	27	41	64	103	165	268
Mesh 200	5.5	9	16	23	37	52	77	124	196

For conversion: C_v (UK) = $K_v \times 0.963$ C_v (US) = $K_v \times 1.156$

Dimensions/weights (approximate) in mm and kg

Size	A	B	C	Screening area	Weight
DN15	130	75	127	43 cm ²	3.2
DN20	146	86	150	73 cm ²	3.6
DN25	165	117	175	135 cm ²	5.0
DN32	186	133	200	164 cm ²	7.3
DN40	192	150	229	194 cm ²	8.6
DN50	222	172	305	310 cm ²	13.6
DN65	251	204	343	406 cm ²	21.0
DN80	267	227	386	503 cm ²	28.5
DN100	362	260	448	826 cm ²	42.6



Safety information, installation and maintenance

For full details see the Installation and Maintenance Instructions (IM-S60-18) supplied with the product.

Installation note:

Suitable isolation valves must be installed to allow for safe maintenance and trap replacement.

Maintenance note:

Maintenance can be completed with the strainer in the pipeline once the safety procedures have been observed. It is recommended that a new gasket is used whenever maintenance is undertaken.

Disposal

The product is recyclable. No ecological hazard is anticipated with disposal of this product, providing due care is taken.

How to order

Example: 1 off Spirax Sarco DN25 Fig 3 bronze strainer, flanged to BS 4504/DIN PN25 with a stainless steel screen having 0.8 mm perforations.

Spare parts

The spare parts available are shown in solid outline. Parts drawn in broken line are not supplied as spares.

Available spares

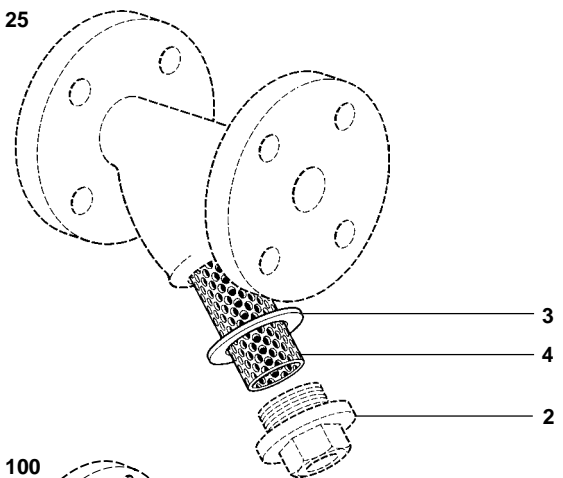
Strainer screen (state material, size of perforation or mesh and size of strainer)	4
Cap gasket (packet of 3)	3

How to order spares

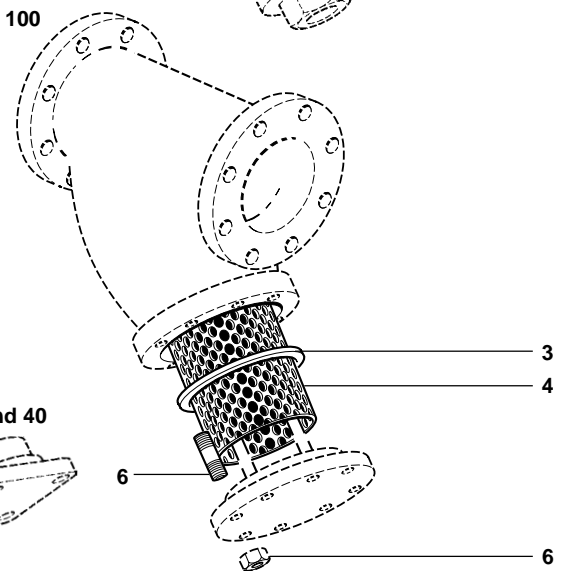
Always order spares by using the description given in the column headed 'Available spares' and state the size and type of strainer and perforations or mesh required.

Example: 1 - Stainless steel strainer screen, having 0.8 mm perforations for a DN65 Spirax Sarco Fig 3 strainer having BS 4504/DIN PN25 connections.

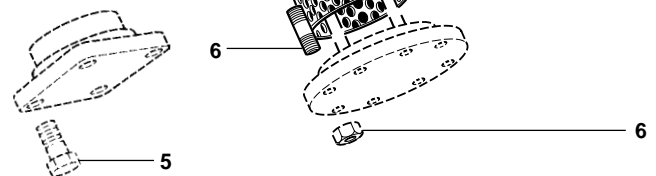
DN15 to 25



DN50 to 100



DN32 and 40



Recommended tightening torques

Item	Qty	Size	or mm	N m
2	1	DN15	26 A/F 1" BSP x 29/64"	42 - 48
	1	DN20	26 A/F 1 1/4" BSP x 37/64"	70 - 80
	1	DN25	32 A/F 1 3/4" BSP x 41/64"	124 - 144
5, 6	4	DN32 and 40	3/8" UNF x 3/4"	20 - 24
	4	DN50 and 65	3/8" UNF x 1 1/4"	20 - 24
	6	DN80	7/16" UNF x 1 1/2"	50 - 55
	12	DN100	1/2" UNF x 2"	50 - 55